

Stack Sports

Team Connect Parent Guide

Stack Sports has a feature called **Team Connect** which can be accessed either via a website or an app on your mobile device.

Features available in Team Connect:

1. View team roster
2. Families can customize their player's profile – this includes deleting and re-uploading the player photo (on the app only)!
3. Team Calendar
4. Photo and document sharing
5. Receive team emails, texts and announcements

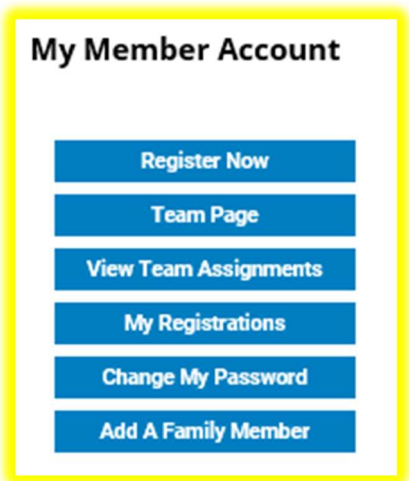
You will be receiving an email titled "*Team Connect Invitation from Total Futbol Academy*". Just click on the link in the email to accept the invitation to join Team Connect for your team(s).

There are two ways you can access Team Connect:

1. Log into your Stack Sports member account and click on the "Team Page" link to access the Team Connect website.
2. Download the app and login using the same username and password you use to log into your Stack Sports member account.

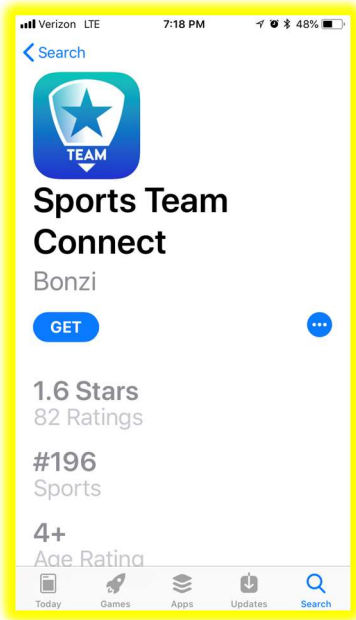
Login using Stack Sports account

1. Log into your Stack Sports account.
2. Click on the "Team Page" menu item.

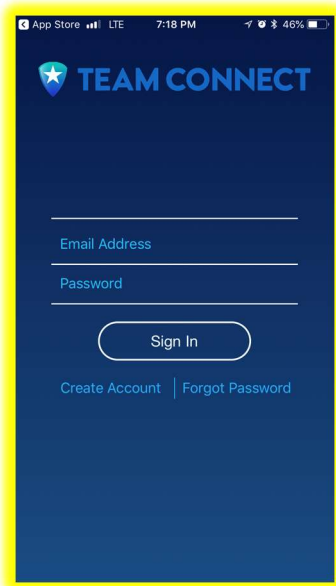


Download and login using app

1. Download the Sports Team Connect app



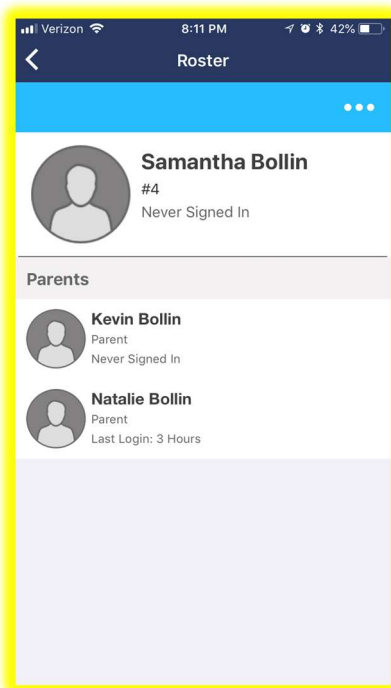
2. Login using your Stack Sports email address and password



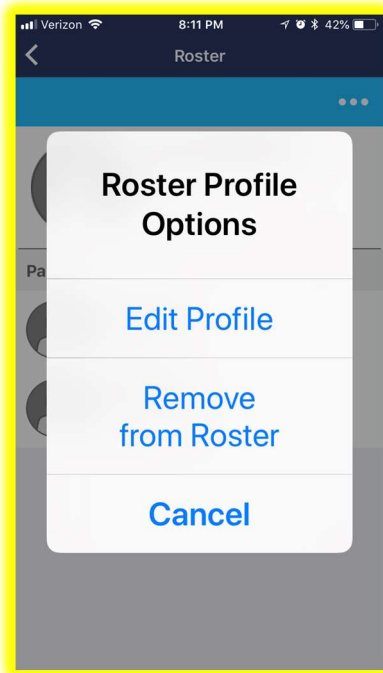
3. Once logged in, you will see your team(s). Select the team to continue.



4. To edit your player's profile, go to the Roster and select your child's name. Click on the 3 dots at the top right.



5. Select "Edit Profile".



6. The next screen will allow you to delete and upload photos, add a parent and change your profile information.

