

Novi Youth Baseball League

Umpire Training Guide

Chief Umpire – John Slack 586-850-3261 jslackii@yahoo.com

Important Phone Numbers & Internet Links

Novi Parks & Rec Hotline - 248-347-0473

Game Scheduling Website - <http://www.rinc.nu>

NYBL Rules by Division – <http://www.noviyouthbaseball.com/Default.aspx?tabid=432729>

KVBSA Rules (Travel baseball) - <https://www.kvbsa.com/GameRules.shtml>

MLB Rules - http://mlb.mlb.com/mlb/official_info/official_rules/foreword.jsp

Umpire Policies

Attire/Equipment/Appearance –

- You will be provided with a Novi Umpire shirt, hat and indicator to keep count of balls, strikes and outs if you paid the umpire training fee. The shirt and hat can be picked up from Play it Again Sports (Novi Rd. south of Grand River.). The umpire director will provide the indicator.
- Umpires are responsible for purchasing their own pants (gray), shoes (black) and protective equipment. Mandatory plate protective gear:
 - shin guards
 - chest protector
 - mask
 - cup
- Umpire Equipment Websites – Honig’s Whistle Stop (<http://www.honigs.com>)
+POS (<http://www.pluspos.com/>)
- Shorts are not allowed
- Baseball spikes are acceptable but must have black for the primary color
- Sunglasses are recommended
- A blue pullover jacket or windbreaker may be worn over your umpire shirt in cooler conditions.
- Novi labeled hats and jackets may not be worn for any travel, Pony Division, or Colt Division games. This includes Novi Heat, Novi HS Wildcats, and any Novi affiliated teams from other sports (i.e. Jaguars soccer, Ice Cats hockey). Umpires are impartial officials and wearing any of this Novi gear will make your job more difficult.

Field Assignments –

- Register as an umpire and quest games at www.rinc.nu. Use a cell phone number not a land line. Use a User Name that include your name. You will be notified of assigned games automatically through email
- You are expected to arrive no later than 15 minutes prior to game time. Check in with the crew chief at the concession stand before reporting to your field.
- 48 hour rule – assignments given within 48 hours of the scheduled start time will include a call or text from the Umpire Chief.

- If you cannot work an assigned game after acceptance, you are expected to try to secure a replacement. You must tell the Umpire Chief the name of the substitute in a text message or by phone. You must get confirmation the message was received.
- Plate umpires are encouraged to bring your protective equipment even when given base assignments. You may be asked to do the plate instead of bases.
- Inform the umpire director if you prefer to only do base assignments.

Payment –

- You are to be paid in cash before the game starts when you check in at the concession stand for house games. Coaches pay you directly for Travel games. Each pay envelope is labeled with the specific umpire (plate or base). Please make sure you have the right one.
- You are paid 50% for games that are cancelled at the field regardless of whether the game was started. Colt and Palomino games are paid 100%.

Pre-game meeting –

- Five (5) minutes before the scheduled start time, a pre-game meeting should be held with both umpires and a coach from each team. Discuss:
 1. ground rules for out of play areas
 2. use of the safety bag
 3. elements of safe play (sliding or avoid contact on close plays, thrown bats)
 4. mercy rules
 5. curfew
 6. balk warnings
 7. courtesy runners
 8. and other league specific rules like base stealing, waiver of infield fly rules. You must know the non-standard rules by division. The coaches should have a copy of their league or division rules in the event of disagreement, but it is important to have everyone (especially you the umpire) understand this before taking the field.

Game management –

- Hustle to get into the proper position to make the call.
- Communicate with your partner frequently on the number of outs, ball/strike count, special situations (potential infield fly rule application), and position.
- Talk with your partner between innings.
- Keep the game moving along:
 - Inform coaches when catchers or pitchers are available to be substituted with courtesy runners.
 - Get the players to hustle on and off the field.
 - The warm-up time between innings is one minute from the time of the last out of the previous half-inning
 - Request that coaches avoid having huddles before taking the field. Players should be informed of the position they will be playing the next inning when they come in to bat, not when it's time to take the field.
- Be polite but firm in requesting that coaches not dispute judgment calls – ball/strike, safe/out, fair/foul.
- They may request that the home plate umpire appeal to the base umpire over a check swing.

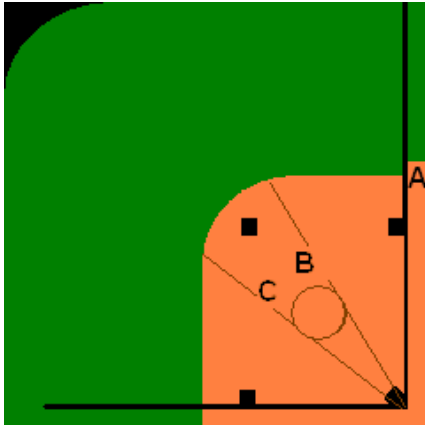
Rainouts and cancellations –

- Call the Novi Parks Hotline if weather conditions suggest games may be cancelled. If the hotline message says Novi Youth Baseball games are cancelled do not go to the field for your assigned game.
- The message will frequently say that the decision to play will be made at the field, and you are expected to be there unless called and informed otherwise.

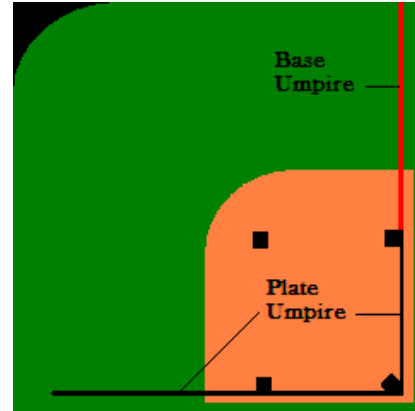
Game starts and stoppages –

- Announce the start time to both scorekeepers after the 1st pitch is thrown
- When lightning or thunder is present, the game should be immediately stopped. Note the time play was suspended, the number of outs, base runners, ball/strike count, and score to both scorekeepers. A minimum of 30 minutes without any further lightning or thunder must pass before restarting the game.
- Umpires should all report to the concession stand at ITC Park and the Field Supervisor will send everyone back to the field when the 30 minutes have lapsed.
- Note the restart time to determine the new curfew time. Example – game starts at 6:15 with a 2 hour time limit, game is suspended at 7:05 and is resumed at 7:40. No new inning should start after 8:50.
- You may on occasion experience other delays such as a severe injury to a player that result in a lengthy stoppage in play. If 5 minutes or longer lapse before the injured player is removed from the field the curfew time should be adjusted to compensate

Umpire Positioning and Responsibility (2-man system)



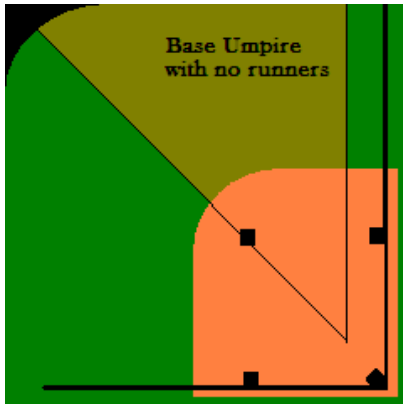
- A. No baserunners
- B. Runner on first base only
- C. Whenever runner(s) are on second or third base



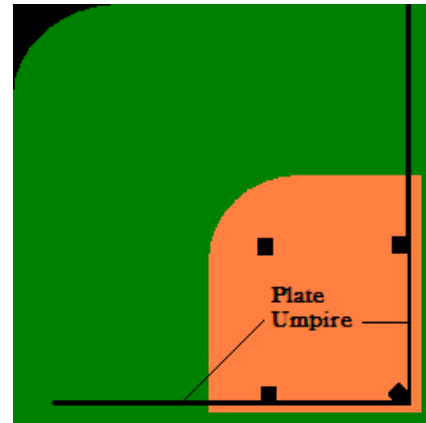
No Runners

- A. Fair/foul third base line – plate umpire
- B. Fair/foul first base line w/no runners – plate umpire
- C. Fair/foul beyond first base w/no runners – base umpire

Umpire Responsibilities

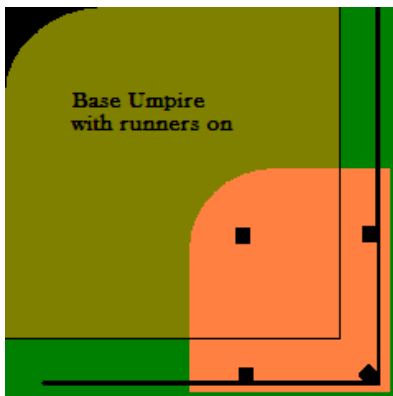


- A. Catch/no catch CF/RF w/no runners – base umpire
- B. Catch/no catch LF w/no runners – plate umpire



Runners On

- A. Fair/foul both lines w/no runners – plate umpire



- A. Catch/no catch all fields w/runners – base umpire

Hand Signals



Time Out/Dead Ball



Plate umpire in slot




Foul Ball



Communication – infield fly



Pulled foot from bag



Communication – 1 out

Scheduling Website (http://www.rinc.nu)

