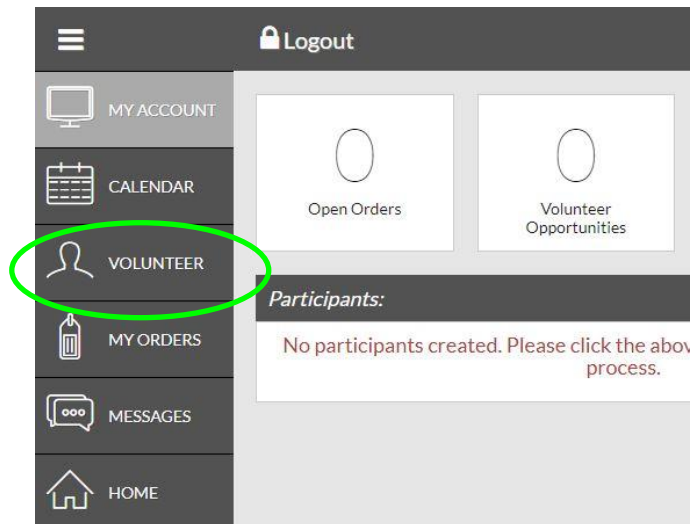


In order to assist you with the process to sign up your team, we have created this guide. You will need to upload your regular season league roster during the registration process.

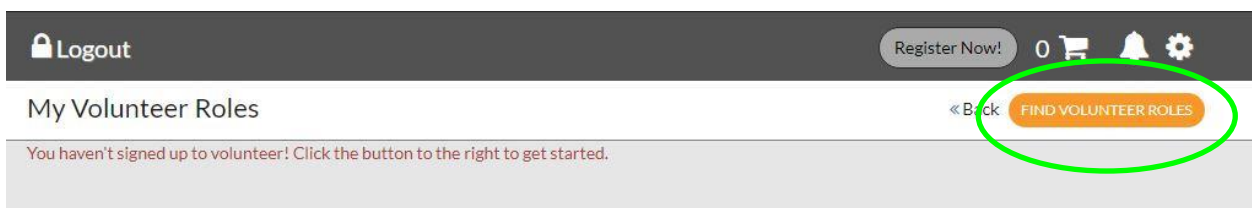
1. If you already have an account, please login. If you do not, click register and create an account.



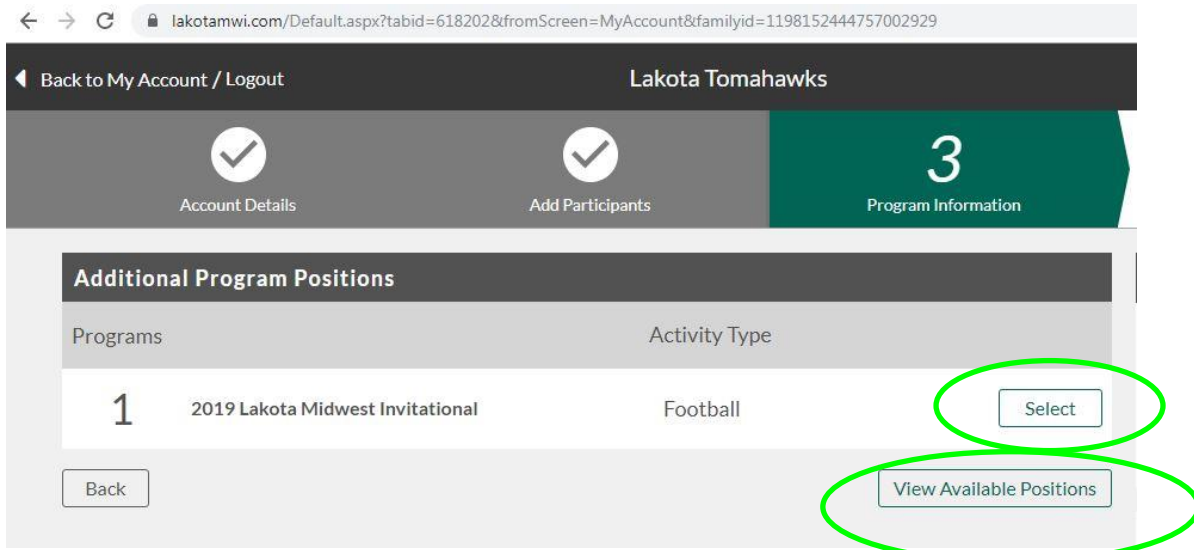
2. You will need to get to your account. You may get to this screen after creating an account. You can also get there by clicking on the MY ACCOUNT button in the upper right corner once you are logged in. Once you get to this screen, click on the VOLUNTEER BUTTON



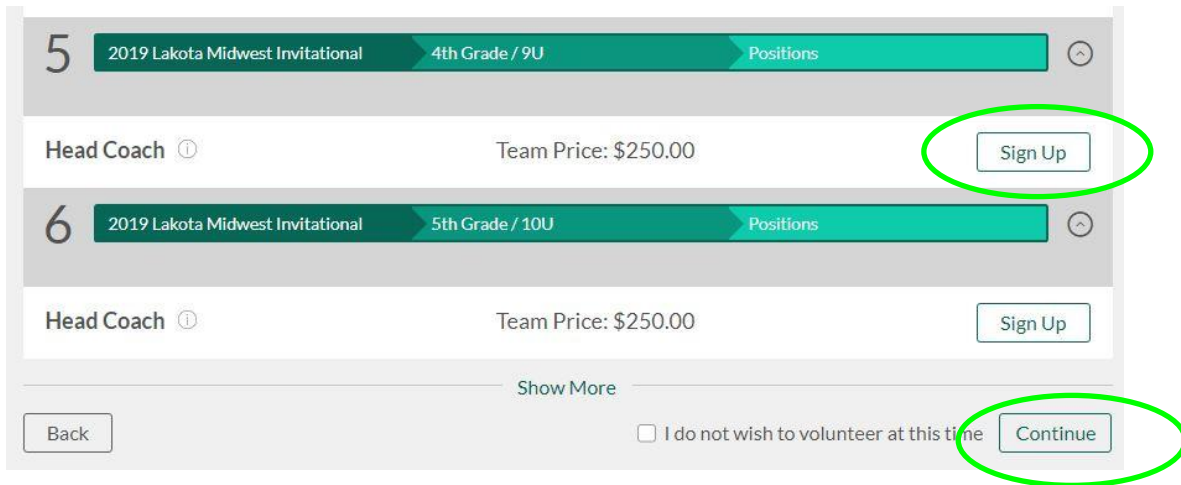
3. Click on FIND VOLUNTEER ROLES in the upper right corner



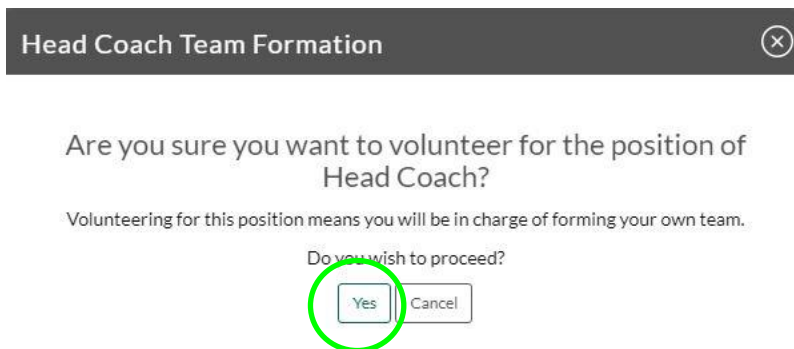
4. Click SELECT, then VIEW ALL AVAILABLE POSITIONS



5. Click SIGN UP for the grade you wish to sign up for. Then, click CONTINUE



6. When it asks if you want to volunteer to be a Head Coach, select YES.



7. Your Name should be highlighted. If not, select your name and then click CONTINUE.

Who would you like to sign up for the following position(s)?

1 2019 Lakota Midwest Invitational 5th Grade / 10U Head Coach

JS Sign up Jeffrey Sprague (Selected)

+ Sign up a Family Member

Back Continue

8. Complete the form and click continue. You will need to upload a legible copy of your regular season roster.

9. Click continue to pay.

10. Enter your credit card information and click CONTINUE.

11. Agree to the Terms and Conditions and click SUBMIT ORDER.