



Online Registration Guide

Step 1: Go to <https://www.loudounsoccer.com/Default.aspx?tabid=2331503> to create your account.

Step 2: Create your Username and Password

You'll need to provide an email address for this step; create a username and password; and agree to Sports Connect's terms of service, privacy policy, and license agreement.

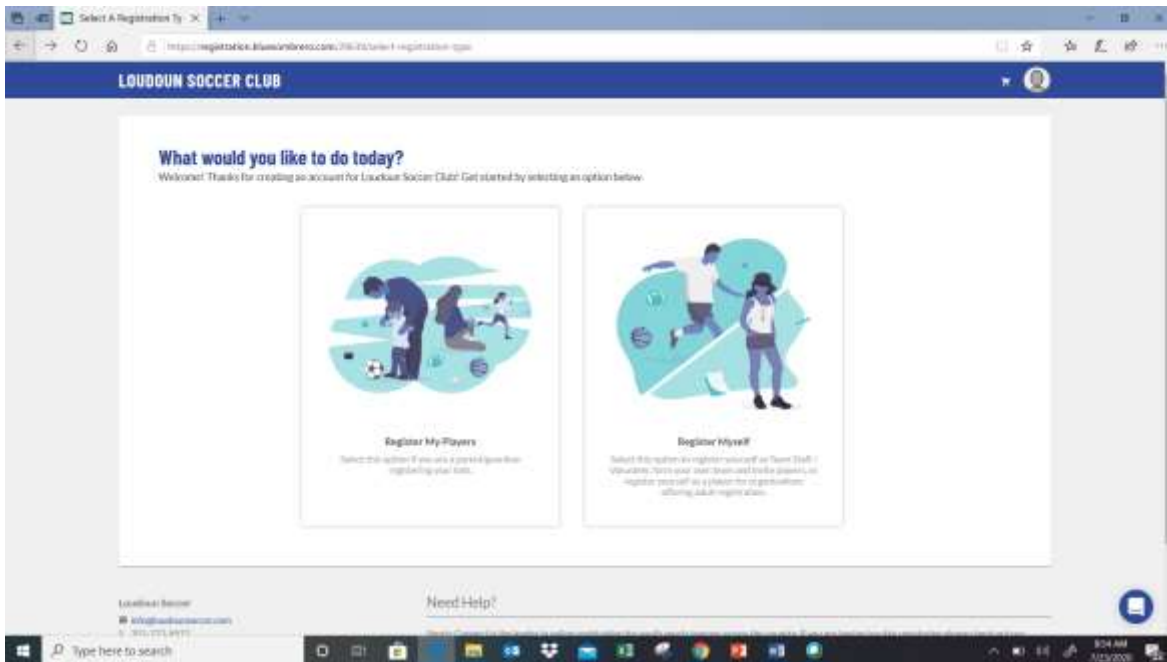
A screenshot of a web browser showing the registration page for Loudoun Soccer Club. The page has a blue header with "LOUDOUN SOCCER CLUB" and a white registration form in the center. The form is titled "sports connect" and includes fields for "Email Address" (with the example "j.peter@loudoun.soccer@gmail.com"), "Username" (with the example "j.peter@loudoun.soccer"), "Password", and "Confirm Password". A blue "Create Account" button is at the bottom of the form. Below the button, there is a link for "Already have an account? Login here!". At the bottom of the page, there is a footer with copyright information and links for "Privacy Statement", "Terms Of Use", "License Agreement", and "Child's Privacy Policy". The browser's address bar shows the URL "https://www.loudounsoccer.com/Default.aspx?tabid=2331503". The Windows taskbar is visible at the bottom of the screenshot.

Step 3: Add your child(ren) to your account, or just yourself if you're a non-parent coach or an Adult League player.

If you are adding your children AND you or another family member will be an adult participant or volunteer, you'll have an opportunity to add yourself after you've enrolled your children.



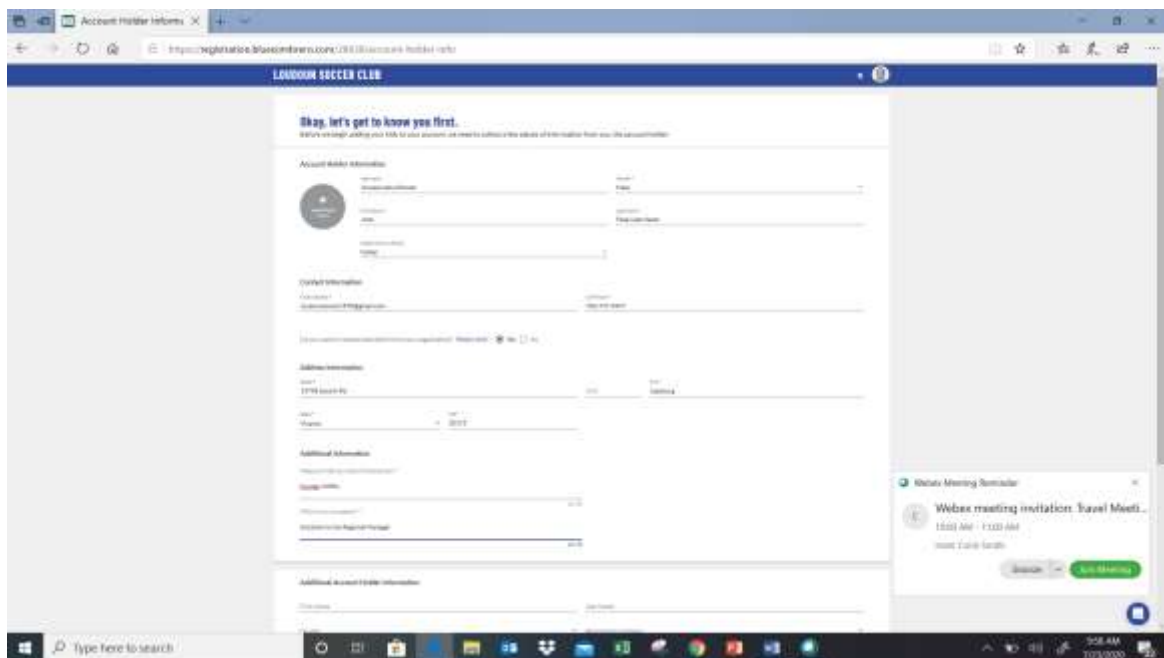
Online Registration Guide



Step 4: Add Primary Parent/Guardian Information

Enter the required information to complete this portion.

It is strongly recommended you select “YES” to text alerts, as this is used for weather-related alerts and field closures. List the cell phone number of a family member who should receive these alerts when they’re sent.





Online Registration Guide

You can also add the contact information for other adults in your family at the bottom of the page (“Add Additional Account Holder”; after providing their basic information, they will be emailed with a link to complete their portion of the registration.

Additional adults should be added if you want them to receive team and club related information, and/or if they plan to volunteer to coach your child’s team.

Note that you can add additional adults after you’ve officially created your account.

Step 5: Add Your Children

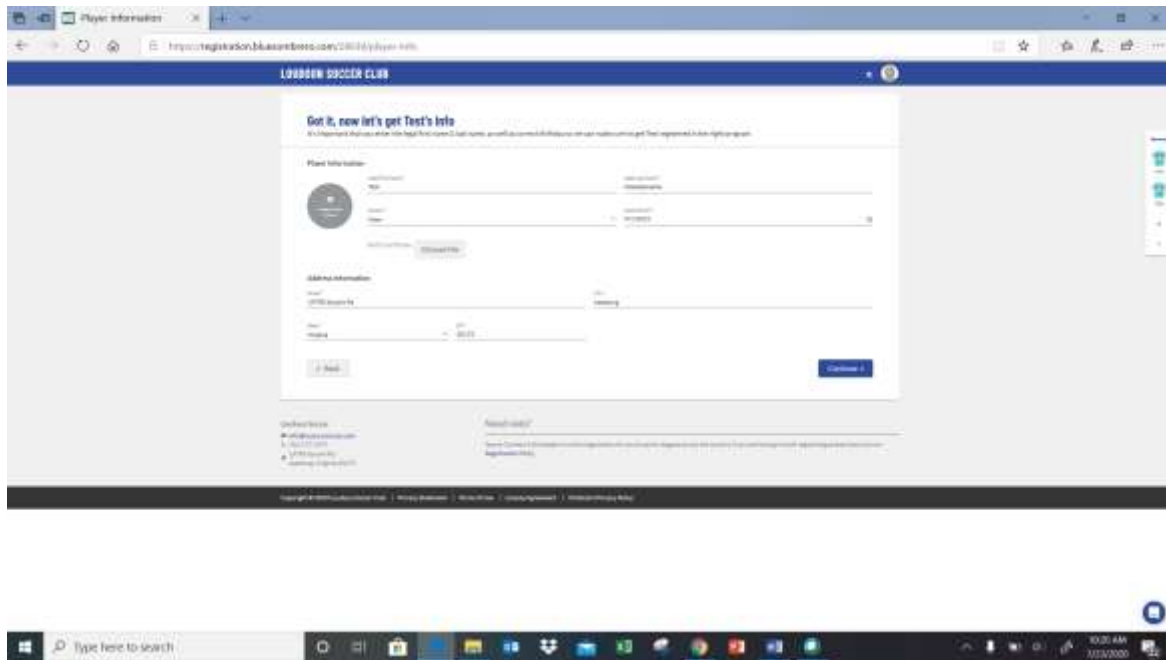


Choose the number of children you wish to add to your account at this time, then click “Continue.” Children must be added to your account before registering them, and you can add new children after the account is created.

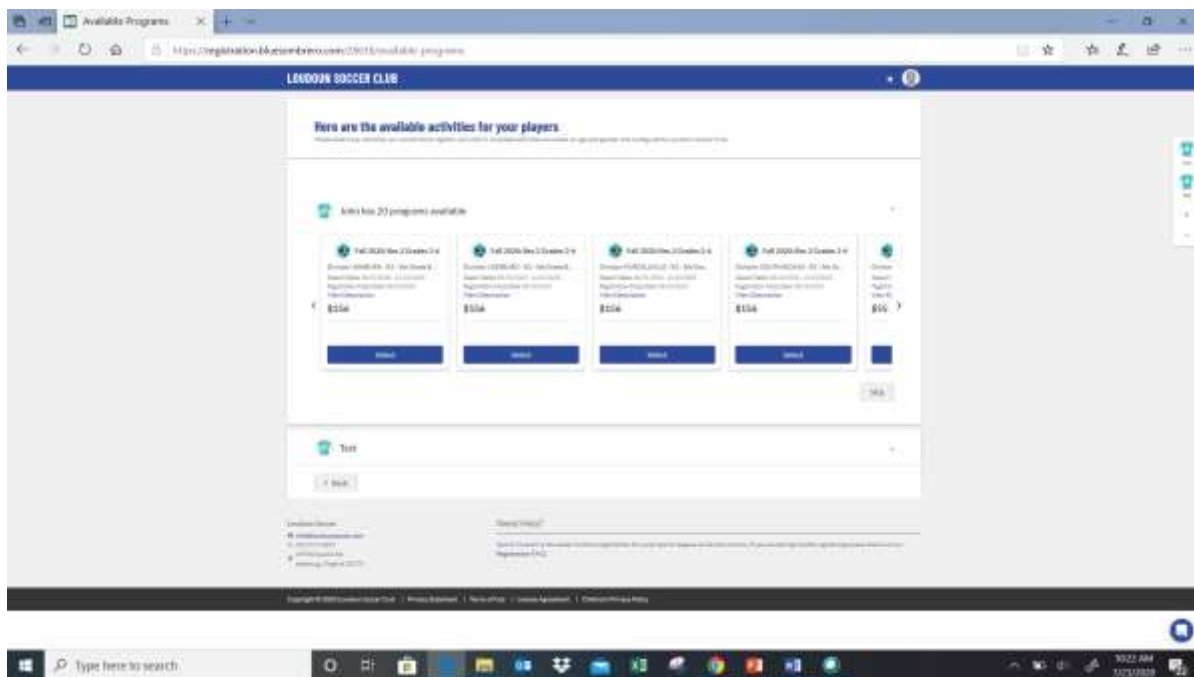
The next screen will allow you to submit important information for your child.



Online Registration Guide



Step 6: Choose your Program



Use the arrows to cycle through available options, as there may be multiple programs available for your child, depending on your child's date of birth. Choose the age group/program that best describes them; read the program description underneath each if you're confused as to which program to select.



Online Registration Guide

For Rec programs organized by Town of Play (e.g. Ashburn, Leesburg, Purcellville, South Riding, etc.), be sure to choose the most appropriate program and town of play.

You can register and pay for both children at the same time by choosing a program for each, and then clicking “Continue.”

Please note:

- Players may only enroll in one age group/division per season (e.g. register for Rec 2, or Challenge 2, but not both). Failure to follow this policy may impact your child’s placement;
- Several supplemental programs may also be available, like Junior Development Program, Rec Technical Training Academy, and Rec Speed/Agility Training; enrolling in a primary program (e.g. Fall 2020 Rec 2) is typically required to participate in a supplemental program.

Step 7: Complete the Registration

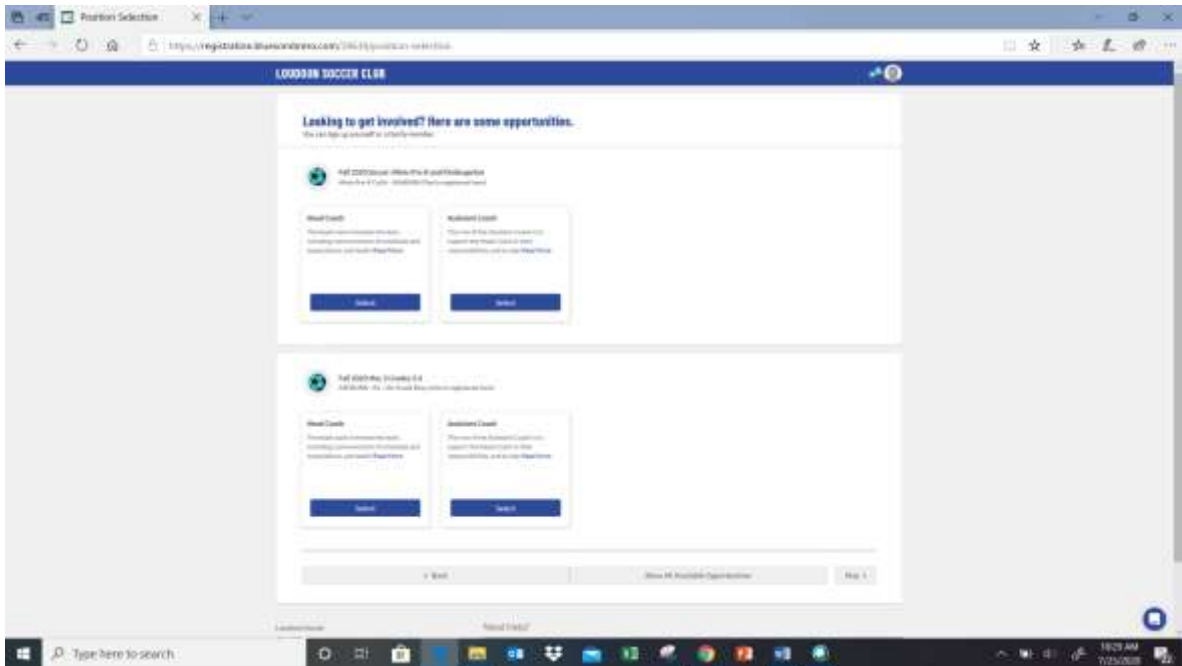
You’ll need to answer several questions, and acknowledge and accept several policies.

The screenshot shows a web browser window displaying the registration page for Leidos Soccer Club. The browser's address bar shows the URL: <https://registration.bluesonline.com/2020/program-questions>. The page header includes the Leidos Soccer Club logo and name. The main content area is titled "Please fill out the program questions below" and contains a form with several sections. The first section is labeled "Player" and includes input fields for "Last Name", "First Name", "Age", and "Sex", along with a "Submit" button. Below this is a section for "Player Information" with a "Submit" button. At the bottom of the form, there is a "Terms and Conditions" section with a scrollable area containing text and a "I Agree" checkbox. The Windows taskbar is visible at the bottom of the screen.



Online Registration Guide

8. Volunteer to Coach



You may also register to coach at this time. Dedicated, volunteer coaches are needed to ensure a positive experience for the children of our neighborhoods, and coaching is a great way to bond with your child, and give back to the community.

The volunteer opportunities displayed correspond to the program and division your children are enrolled in.

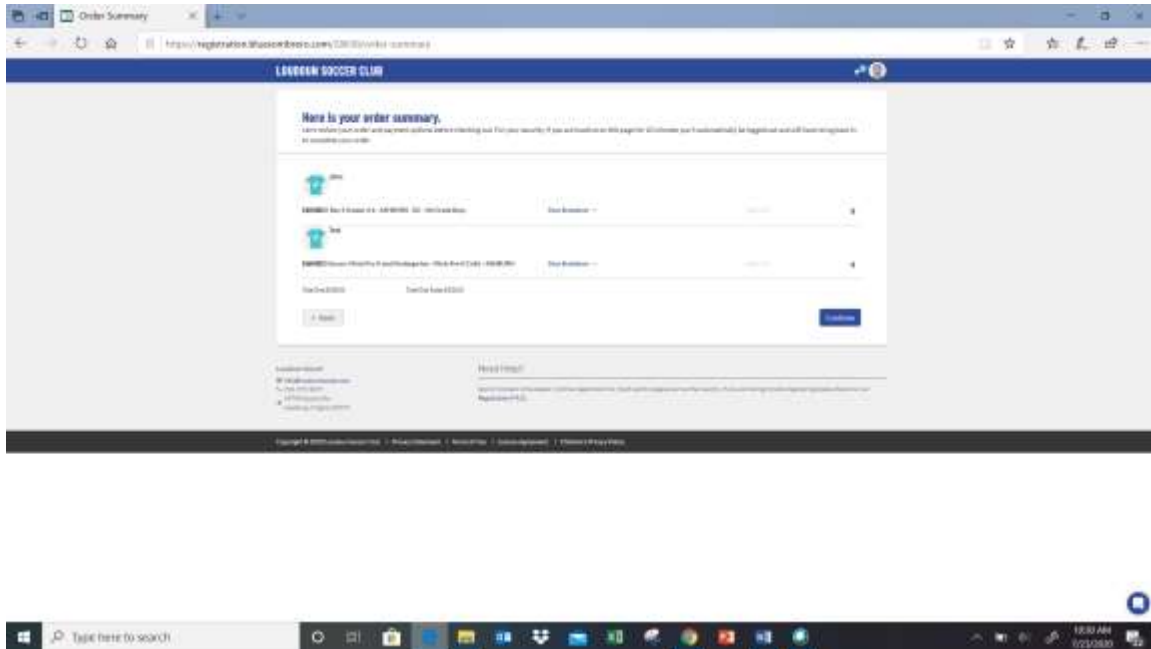
You may also volunteer to coach at a later time if you do not wish to complete that portion now.



Online Registration Guide

Step 9: Checkout

A summary page will show you what's in your "cart."



Click "Continue" to proceed to the payment page. A credit or debit card is required at this time. Families also have the opportunity to make a tax-deductible donation to Loudoun Soccer during this process.

Upon completion of this step, you'll receive a confirmation email.

To log back into your account, visit

<https://www.loudounsoccer.com/Default.aspx?tabid=2331503>, or go to www.loudounsoccer.com and click "login" at the top right corner of the screen.

Questions/Issues

Pre-School, Pre-K, and Kindergarten (Minis): Daryn Patricio, daryn.patricio@loudounsoccer.com

Grades 1-12: Karen Corpe, karen.corpe@loudounsoccer.com

Camps/Clinics/Supplemental Programs: Robert Legg, robert.legg@loudounsoccer.com

Coaching: Dan Raben, dan.raben@loudounsoccer.com

General Inquires: info@loudounsoccer.com, or 703-777-9977