




# Stoneham Little League -Team Manager App

## Importing your team from SLL Website to TM

Before you can import your team, you must download the DICK'S Team Manager app from the [App Store](#) (iOS) or [Google Play](#) (Android). You must also fulfill these three requirements [before being able to import your team into the app](#):

### IMPORTANT!

- Verify you are using the same email address for  Dick's Team Manager that you use for your Stoneham Little League Website account.
- Verify your team's roster is "posted" to the Stoneham Little League website. **(Coaches: Do not proceed unless you are notified team is “posted”)**
- Coaches verify you are listed as a volunteer for your team on Stoneham Little League Website.

## Steps to Import Sports Connect Team into Team Manager App

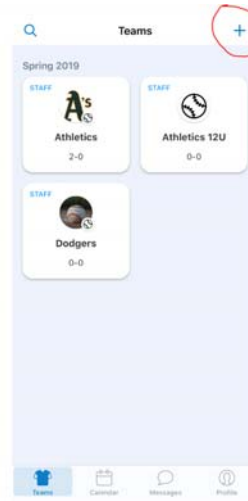
1. Once you are logged into DICK'S Team Manager [with the same email address as the one you have on the Stoneham Little league Website](#), tap "Create Team," and your team(s) from Sports Connect will automatically populate. As a team staff/manager you can select which team(s) you want to import roster(s) and schedules(s) to DICK'S Team Manager.
2. You need to confirm your email address before you can view your teams. Click "Open Email App" which will direct you to your email. Then select "Confirm Email Address" and you'll be redirected back to the DICK'S Team Manager app.
3. Once you have confirmed your email address, you can select which teams you want to import. Make sure the teams you want to import have a check next to them, and then tap import in the upper corner of the screen. You will see the status of teams importing at the bottom of the screen.

**Note:** You can only import your team(s) roster from Sports Connect to DICK'S Team Manager one-time. Any updates made to your schedule will automatically update to the DICK'S Team Manager app.

If you have further questions please email [teammanager@gc.com](mailto:teammanager@gc.com)

## Visual Aids

- Open App and Select “+” at top right



- If you have been assigned a team using the same email it should show up here.

[← Back](#)

[Next](#)

### **Import roster & schedule**

- We automatically send emails inviting team members to get the app
- Rosters will only be imported once
- Schedules will stay up to date

Spring 2020



**Athletics**  
2020 Spring Baseball



- Proceeding to next step will import your team and instruct team members to install the App.

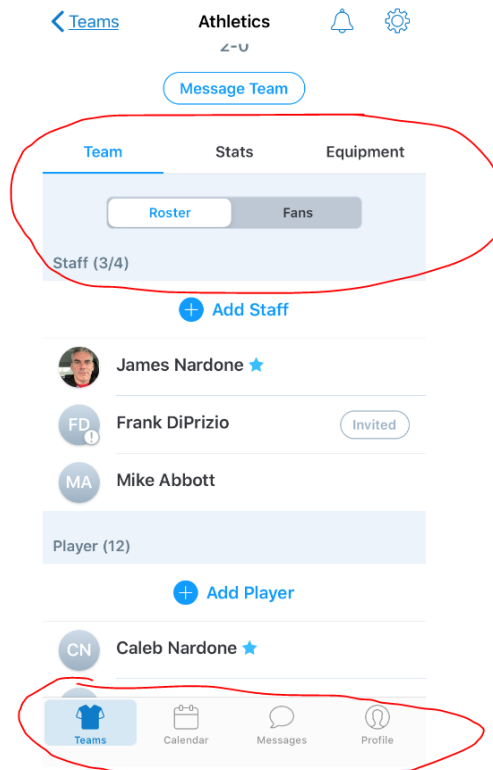


### Import your 1 selected team

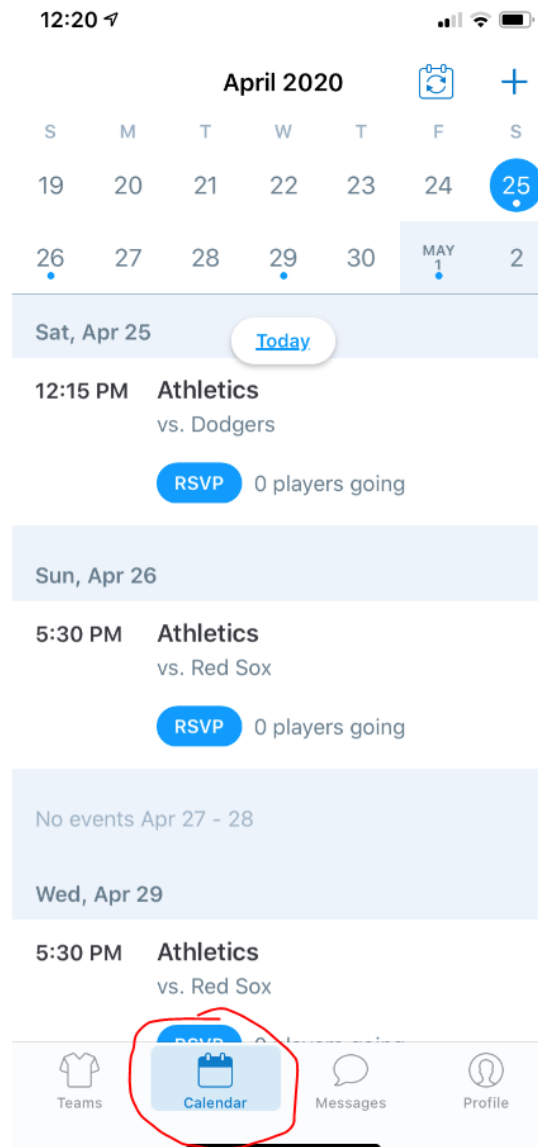
An email will be automatically sent to your team members inviting them to get the app.

Import and Email Members


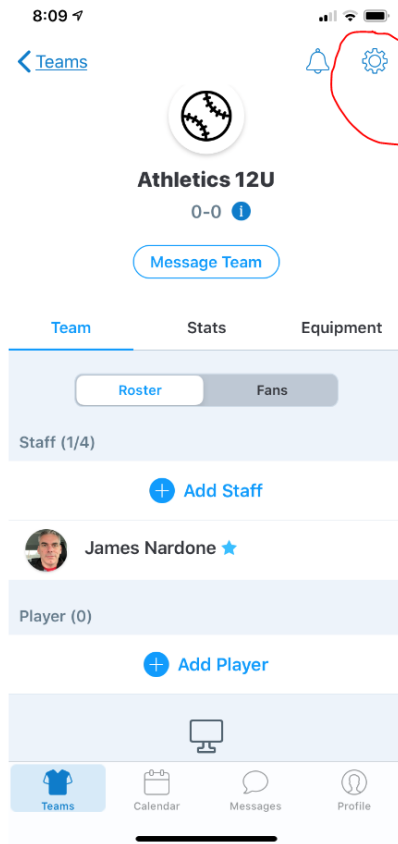
- You should now be able to see your full team information.



- Selecting schedule will show you and parents what games/practices you have in the system and allows parents to RSVP.  
Please remember to refresh often of changes are made.



- (Optional) Coaches can assign positions, create lineups and score games within the app.
  - To practice this use settings button.



- To Score a live game select a game from calendar and “score game”. Can also select any player to view check Player Season Stats, spray charts, etc.

