



**Sanford Youth Football Association Inc.**

**Income Statement**

as of November 29, 2019

	2018	2019											YTD
	YTD	January	February	March	April	May	June	July	August	September	October	November	
<b>Revenue:</b>													
Athlete Registration Fees - Parent Paid	-	100	224	1,711	1,254	2,635	6,365	6,849	13,376	1,939	691	-	35,143
Athlete Registration Fees - Sponsor Paid	-	-	-	-	-	-	1,025	-	4,162	275	-	-	5,462
General Sponsorship - Donations	-	4	-	-	3,000	-	-	-	2,766	-	2,476	2,000	10,246
Fundraising	-	-	-	-	-	-	-	-	-	-	179	-	179
Concession Sales	-	-	-	-	-	-	-	-	-	2,153	2,992	-	5,145
T-Shirt Sales	-	-	-	-	-	-	-	42	1,822	550	603	-	3,018
Sleeve Sales	-	-	-	-	-	-	-	-	672	-	-	-	672
Gate Revenue	-	-	-	-	-	-	-	-	-	-	136	-	136
Website Store Contributions	-	-	-	-	-	-	-	-	-	-	-	2	2
<b>Total Revenue</b>	-	<b>104</b>	<b>224</b>	<b>1,711</b>	<b>4,254</b>	<b>2,635</b>	<b>7,390</b>	<b>6,891</b>	<b>22,797</b>	<b>4,917</b>	<b>7,078</b>	<b>2,002</b>	<b>60,002</b>
<b>General &amp; Administrative Expense:</b>													
<i>Sports Gear &amp; Uniforms - Football</i>	-	-	296	358	3,000	-	454	2,226	10,088	645	3,294	-	20,363
<i>Sports Gear &amp; Uniforms - Cheer</i>	-	-	-	-	-	-	-	-	1,124	-	(1,134)	-	(10)
Sports Gear & Uniforms	-	-	296	358	3,000	-	454	2,226	11,212	645	2,160	-	20,353
Sports Equipment	-	-	-	-	-	-	-	-	439	-	-	-	439
Rent - Storage Unit	-	266	266	270	280	280	280	280	280	305	130	220	2,857
Printing & Embroidery	-	-	-	-	-	-	480	-	2,977	268	174	833	4,732
Athlete Registration Fees - Refunds	-	-	-	-	-	-	-	-	290	275	-	-	565
Postage	-	-	-	-	-	-	-	92	-	-	-	-	92
Athletic Field/Facility Expense	-	-	-	-	-	-	-	-	1,600	-	-	200	1,800
Administrator Expense	-	-	-	-	-	-	-	-	-	594	438	365	1,396
Referee Fees	-	-	-	-	-	-	-	-	-	2,710	2,200	-	4,910
Corporate Licensing Expenses	-	-	61	-	-	-	-	-	-	-	-	-	61
Transportation Services	-	-	-	-	-	-	-	-	-	-	-	2,290	2,290
Trophies Expense	-	-	-	-	-	-	-	-	-	-	-	1,419	1,419
Banquet Expenses	-	-	-	-	-	-	-	-	-	-	-	1,318	1,318
Hiring Expenses - Background Checks	-	-	-	-	-	-	-	670	535	-	-	-	1,206
Professional Fees	-	-	-	-	-	-	-	-	-	228	704	-	932
Registration Expenses	-	-	-	-	-	-	-	-	-	-	500	375	875
Office Supplies	-	-	-	-	-	-	-	288	-	315	-	-	604
Game Admissions Expense	-	-	-	-	-	-	-	-	-	-	-	186	186
Seminar & Education	-	-	-	-	-	-	-	148	38	-	-	-	186
Insurance	-	-	-	-	-	-	-	2,129	-	-	-	-	2,129
IT Expense	-	-	-	-	-	-	-	-	18	-	-	-	18
Repairs & Maintenance	-	-	-	-	-	-	-	20	50	-	91	-	161
Bank Fees	-	-	-	-	-	-	-	4	29	-	1	-	34
Janitorial Expense	-	-	-	-	-	-	-	-	192	1,292	992	-	2,475
Miscellaneous Supplies	-	-	-	-	-	-	-	-	111	-	47	-	158
Film & Photography Expense	-	-	-	-	-	-	-	-	2,780	-	-	-	2,780
Food & Beverage - Concessions	-	-	-	-	-	-	-	-	503	654	1,025	-	2,182
Gifts & Flowers	-	-	-	-	-	-	-	69	-	-	59	-	128
<b>Total General &amp; Administrative Expenses</b>	-	<b>266</b>	<b>623</b>	<b>628</b>	<b>3,280</b>	<b>280</b>	<b>1,214</b>	<b>5,928</b>	<b>21,055</b>	<b>7,286</b>	<b>8,521</b>	<b>7,205</b>	<b>56,285</b>
<b>Total Operating Expenses:</b>	-	<b>266</b>	<b>623</b>	<b>628</b>	<b>3,280</b>	<b>280</b>	<b>1,214</b>	<b>5,928</b>	<b>21,055</b>	<b>7,286</b>	<b>8,521</b>	<b>7,205</b>	<b>56,285</b>
<b>Net Income:</b>	<b>5,441</b>	<b>(162)</b>	<b>(399)</b>	<b>1,082</b>	<b>974</b>	<b>2,355</b>	<b>6,176</b>	<b>963</b>	<b>1,743</b>	<b>(2,369)</b>	<b>(1,443)</b>	<b>(5,203)</b>	<b>3,717</b>

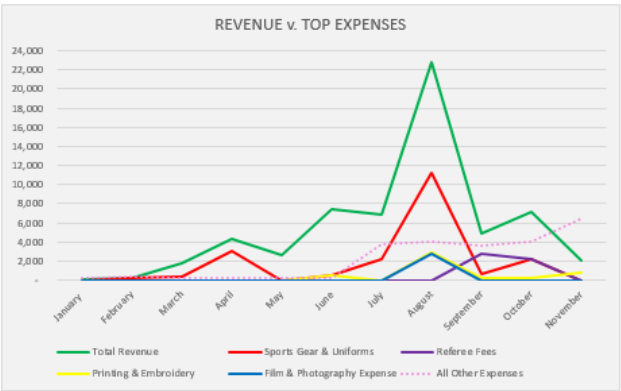
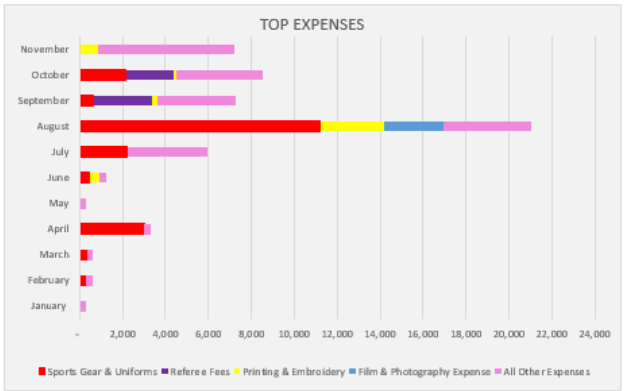
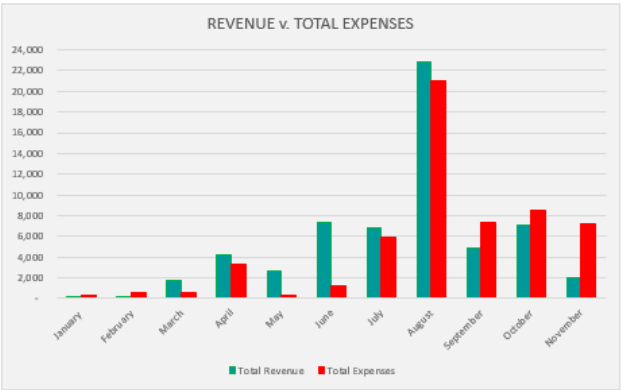
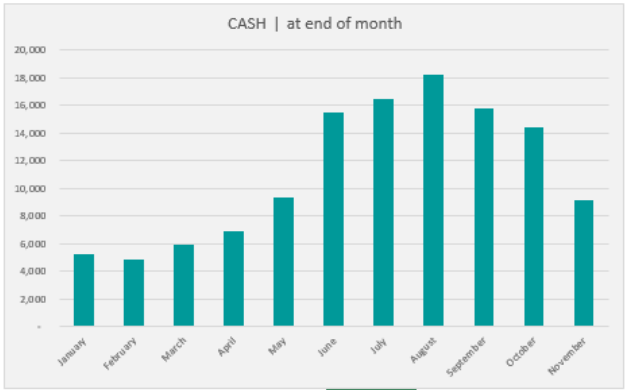
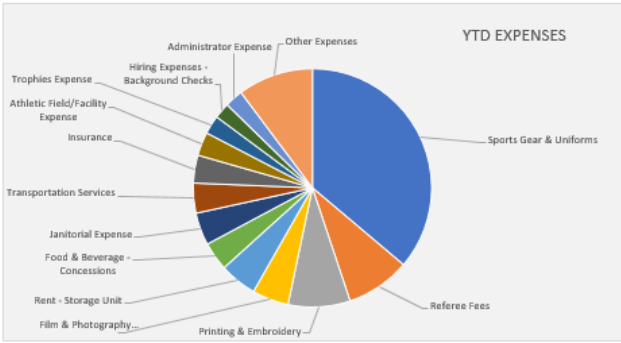


**Sanford Youth Football Association Inc.**

**Financial Dashboard**

as of November 30, 2019

**CASH BALANCE**  
**\$9,157**  
 IN \$ 60,002  
 OUT \$ 56,285



CASH - at end of month		
Month	Amount	
January	5,279	
February	4,879	
March	5,962	
April	6,936	
May	9,291	
June	15,466	
July	16,429	
August	18,172	
September	15,803	
October	14,361	
November	9,157	

Top Expenses (sorted)				
Account	Mapping	YTD	%	
Sports Gear & Uniforms	Sports Gear & Uniforms	20,353	36%	
Referee Fees	Referee Fees	4,910	9%	
Printing & Embroidery	Printing & Embroidery	4,732	8%	
Rent - Storage Unit	Rent - Storage Unit	2,857	5%	
Film & Photography Expense	Film & Photography Expense	2,780	5%	
Janitorial Expense	Janitorial Expense	2,475	4%	
Transportation Services	Transportation Services	2,290	4%	
Food & Beverage - Concessions	Food & Beverage - Concessions	2,182	4%	
Insurance	Insurance	2,129	4%	
Athletic Field/Facility Expense	Athletic Field/Facility Expense	1,800	3%	
Trophies Expense	Trophies Expense	1,419	3%	
Administrator Expense	Administrator Expense	1,396	2%	
Banquet Expenses	Other Expenses	1,318	2%	
Hiring Expenses - Background Checks	Hiring Expenses - Background Checks	1,206	2%	
Professional Fees	Other Expenses	932	2%	
Registration Expenses	Other Expenses	875	2%	
Office Supplies	Other Expenses	604	1%	
Athlete Registration Fees - Refunds	Other Expenses	565	1%	
Sports Equipment	Other Expenses	439	1%	
Seminar & Education	Other Expenses	186	0%	
Game Admissions Expense	Other Expenses	186	0%	
Repairs & Maintenance	Other Expenses	161	0%	
Miscellaneous Supplies	Other Expenses	158	0%	
Gifts & Flowers	Other Expenses	128	0%	
Postage	Other Expenses	92	0%	
Corporate Licensing Expenses	Other Expenses	61	0%	
Bank Fees	Other Expenses	34	0%	
IT Expense	Other Expenses	18	0%	
<b>Total</b>		<b>56,285</b>	<b>100%</b>	

Top Expenses (truncated)		
Account	YTD	
Sports Gear & Uniforms	20,353	
Referee Fees	4,910	
Printing & Embroidery	4,732	
Film & Photography Expense	2,780	
Rent - Storage Unit	2,857	
Food & Beverage - Concessions	2,182	
Janitorial Expense	2,475	
Transportation Services	2,290	
Insurance	2,129	
Athletic Field/Facility Expense	1,800	
Trophies Expense	1,419	
Hiring Expenses - Background Checks	1,206	
Administrator Expense	1,396	
Other Expenses	5,757	
<b>Total</b>	<b>56,285</b>	
Variance	-	

	January	February	March	April	May	June	July	August	September	October	November	YTD
<b>Total Revenue</b>	104	224	1,711	4,254	2,635	7,390	6,891	22,797	4,917	7,078	2,002	<b>60,002</b>
<b>Sports Gear &amp; Uniforms</b>	-	296	358	3,000	-	454	2,226	11,212	645	2,160	-	<b>20,353</b>
<b>Referee Fees</b>	-	-	-	-	-	-	-	-	2,710	2,200	-	<b>4,910</b>
<b>Printing &amp; Embroidery</b>	-	-	-	-	-	480	-	2,977	268	174	833	<b>4,732</b>
<b>Film &amp; Photography Expense</b>	-	-	-	-	-	-	-	2,780	-	-	-	<b>2,780</b>
<b>All Other Expenses</b>	266	327	270	280	280	280	3,701	4,085	3,663	3,986	6,372	<b>23,511</b>
<b>Total Expenses</b>	266	623	628	3,280	280	1,214	5,928	21,055	7,286	8,521	7,205	<b>56,285</b>