

# TOPTEKKERS

**"The ultimate learning platform  
for young, aspiring Soccer players"**



# TOPTEKKERS




**The ultimate learning platform for young, aspiring Soccer players.  
Brought to you by the team behind The Coaching Manual**

## What is TOPTEKKERS ?


TopTekkers is designed to be the ultimate training aid for young Soccer players. With hundreds of informative videos designed to teach players the correct techniques, alongside challenges which encourage practice and competition. TopTekkers is the digital coach that every young player needs.

## Who is TOPTEKKERS for?

If you have a child between 2 and 14 years of age, then TopTekkers will help them get better away from the Training Ground.



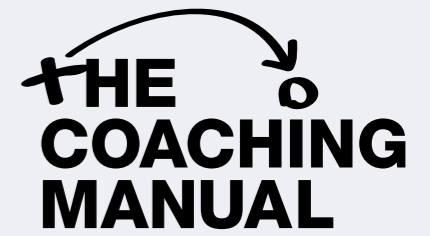
**LEARN MORE**



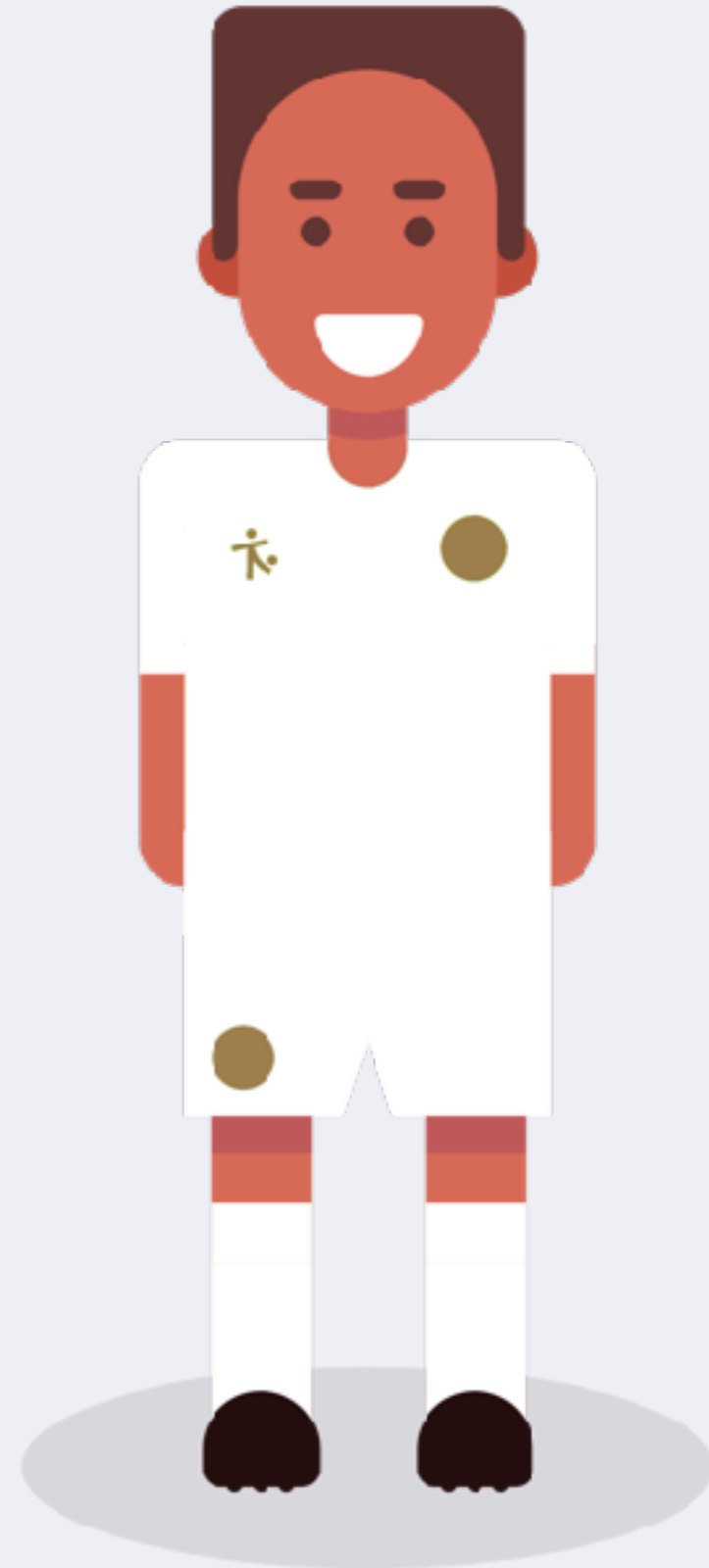
**Click [here](#)**



# Player Benefits

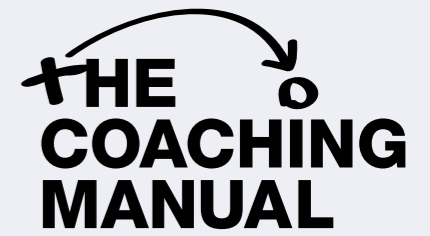


- **Have fun**
- **Be active and stay healthy**
- **Own your game**
- **Spend more time playing soccer**
- **Keep a record of your scores**
- **Compete against your friends and players around the world (coming soon)**
- **Professional online technical coaching**
- **Simple tips to help you improve**
- **Improves technical quality**





# Parent Benefits



- **Your child will be more active**
- **Improves your child's health and well-being**
- **Improve your child's soccer ability**
- **Keep a record of your scores**
- **Compare your child with players from all over the world (coming soon!)**
- **Ignite a love of the game**
- **Connects parents with their child's development**





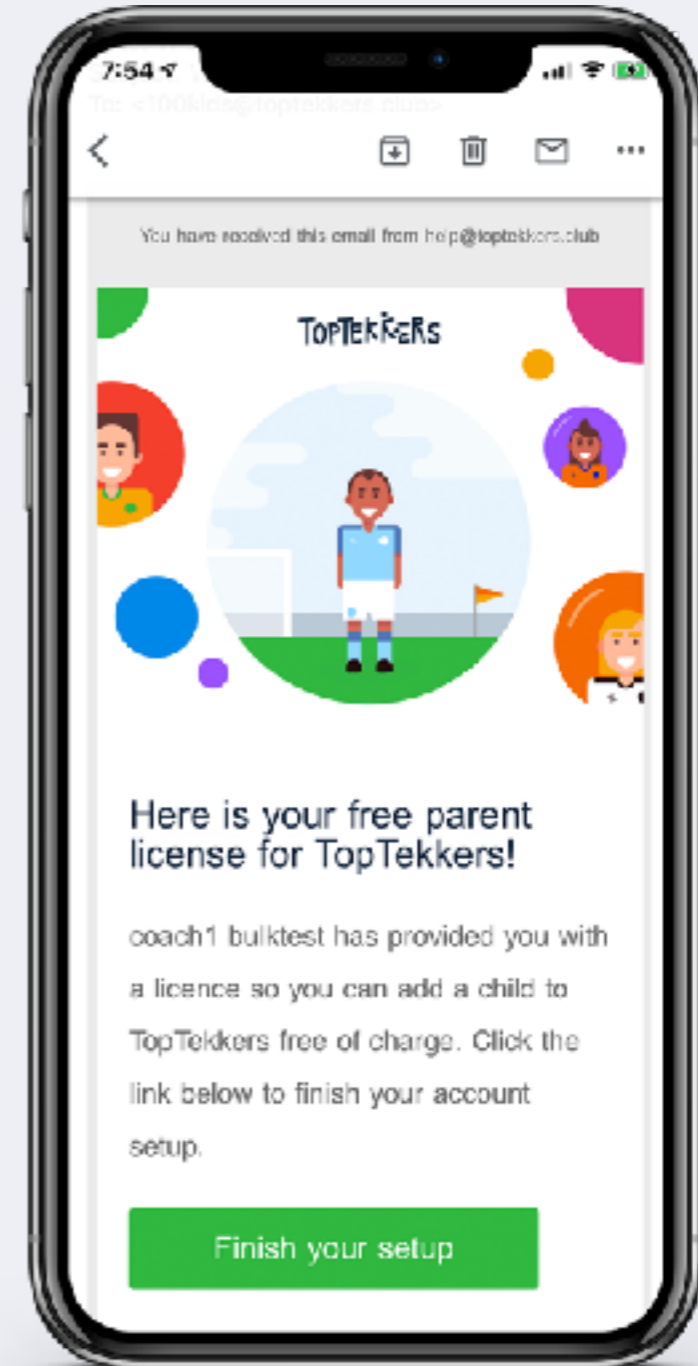
# Next Steps...

**1. You will receive a welcome email from us**

**2. Complete your account setup by clicking the 'Finish your setup' button provided in the email**

**FINISH YOUR SETUP**

**3. You will then be directed to **TOPTEKKERS**  
To complete the account set up process**





**4. You will be prompted to create login details for you and your child**

**5. As soon as you receive the 'Accounts Created' message, all accounts have been completed**

**6. Download the app from the App Store or Google Play on you and/or your child's device**



**7. Your child logs in and starts practicing!**

The image shows a smartphone screen displaying a registration form titled "Your first child's details". At the top, there is a progress indicator with seven steps, where step 3 is highlighted in green. Below the title, there is a sub-header "Your first child's details" and a brief instruction: "Please complete the fields below to set up your child's account and take full advantage of TopTrikkers." The form contains several input fields: "Child's first name\*" with the value "child", "Child's last name\*" with the value "1", "Child's account username\*" with the value "test88", and "Child's year of birth\*" with a dropdown menu showing "Select..". There is also a "Child's account password\*" field with a masked password "\*\*\*\*\*". Below the password field, there are two green checkmarks indicating password requirements: "It's at least 5 characters" and "Contains a number". At the bottom, there is a "Confirm child's account password\*" field and two buttons: "Create child account" (in green) and "Go back".

TOPTEKKERS