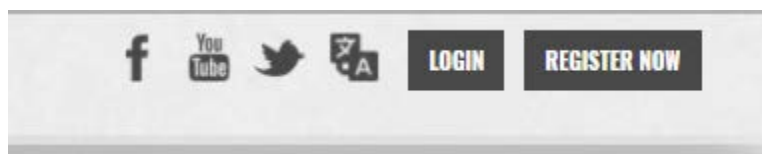


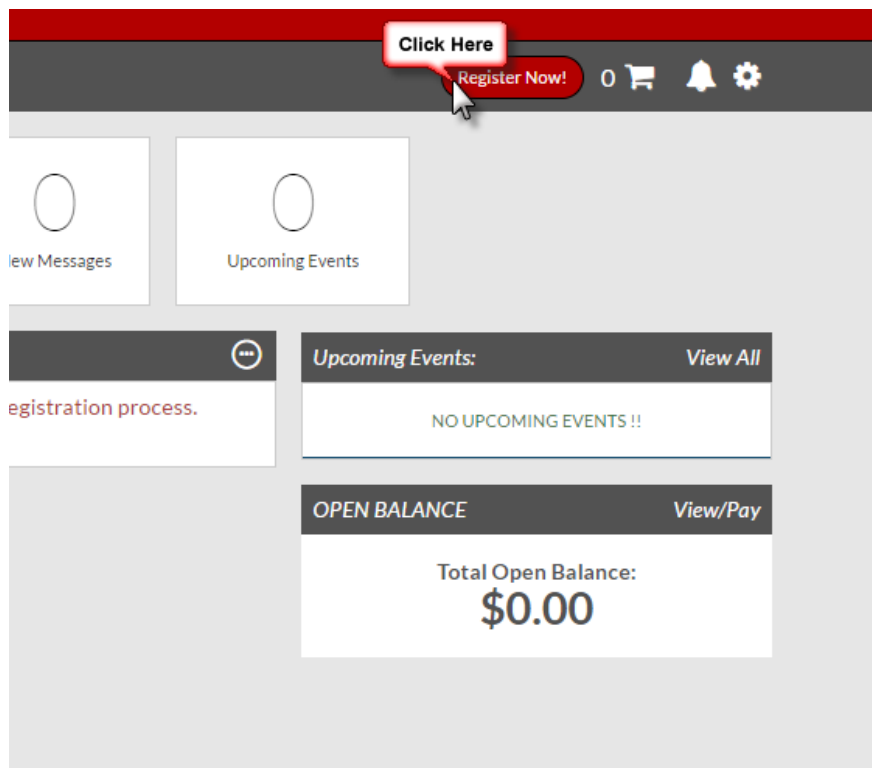


How to Register as a Volunteer if you already have an account

1. Go to your Region's Blue Sombrero Portal click on Login



2. Once logged in click on Register Now Button on the top right order:





3. Which best describes you?



Which best describes you?



I am a parent or guardian registering a participant

Select this option if you are registering a participant in an activity. You'll also have the option to volunteer or sign up as a team coach or other personnel here.



I am a team coach or other team personnel

Select this option if you want to skip registering a participant and only sign up to coach or volunteer.



I am registering myself in an activity

Select this option if you are registering yourself as a participant in an activity.

Select **option 2**

4. Select Program(s) to View Volunteer Roles

Select Program(s) to View Volunteer Roles

Programs	Activity Type	
1 2017 Fall Soccer - Region 107 Test	Soccer	+ SELECT
2 2017 Spring Core	Soccer	+ SELECT

<< Back View Roles >>

Find the program, click on **+ SELECT**.


It will now say **✓ SELECTED** then click on **View Roles ▶**



5. Complete the Volunteer Selection Page

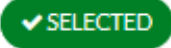
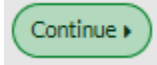
The following positions are available

1 2017 Spring Core > Playground Soccer (3)

 Concessions SIGN UP

Look for the age group and the volunteer position you are interested in then click on




It will now say  then click on  at the bottom of the screen.


**NOTE: DO NOT SELECT MORE THAN ONE VOLUNTEER POSITION AT THIS TIME.
Additional volunteer roles can be added after registration is complete.**

6. Select the name of the volunteer and click “Continue.”

Who would you like to select for the following position(s)?

1 Concessions > 2017 Spring Core > Schoolyard (4)

 Mariah Carey

 Invite New Account User


<< Back Continue >



7. Additional Position Information

Additional Position Information

1 Concessions > 2017 Spring Core > Schoolyard (4)

 Upload Photo

Mariah Carey

Email Address: mariasalinas@ayso.org

Fill in all the fields with a red asterisk.

Make sure to accept the waiver at the bottom of the page then click on

Accept Waiver?*

Yes

[Continue ▶](#)

8. Volunteer E-Signature

Volunteer E-signature for Mariah Carey

2017 Spring Core > Schoolyard (4)

Concessions

[Click Here to eSign Form](#)

<< Back [Continue ▶](#)

Select the

[Click Here to eSign Form](#)

[Continue ▶](#)

9. Review Application and E-Sign



- a) Click on the box next to the words "I agree to use an electronic signature."
- b) Click on the radio button next to the words "I am an adult of the age of majority in my state"
- c) Type your name in the yellow box for "Volunteer Signature."
- d) Click on "Continue to Review."

I HAVE READ THE EMERGENCY AUTHORIZATION AND ALL AGREEMENTS SET FORTH HEREIN, AND I FULLY UNDERSTAND THE TERMS OF EACH AND THAT I AM SIGNING THIS FORM AND AGREEING TO THESE TERMS. I SIGN THIS FORM FOR MYSELF AND, IF PARENT, ON BEHALF OF PLAYER AND MEMBERS OF PLAYER'S FAMILY, WITHOUT INDUCEMENT. I ALSO AGREE TO INFORM AYSO IN A TIMELY MANNER IF ANYTHING ON THIS FORM CHANGES.

I agree to use an electronic signature ([read more](#))

I am an adult of the age of majority in my state. I agree the terms and conditions hereof shall apply to all of my participation in the Events, regardless of the year or by a new player application.

Volunteer Signature Date _____

On the last screen, if all the information on the volunteer form is correct, then click on **Submit signed volunteer application** at the bottom of the application.

If you do need further assistance please call the Blue Sombrero Support Center at [866-258-3303](tel:866-258-3303). Or you can also send an email support@bluesombrero.com.