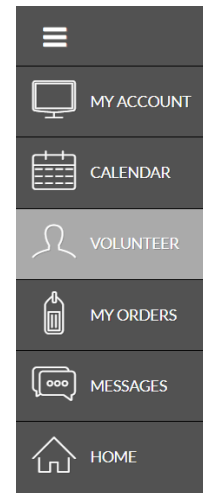


Registering a Youth Referee

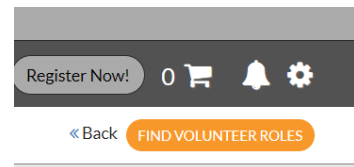
Log in to your (BlueSombbrero) www.tustinayso.org account.

From your account home page, select the Volunteer Tab .

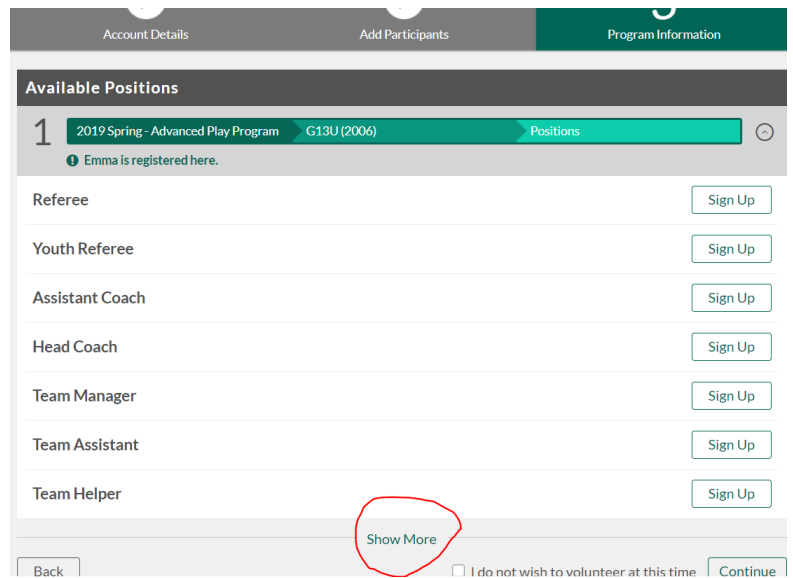
This will take you to your volunteer roles page.



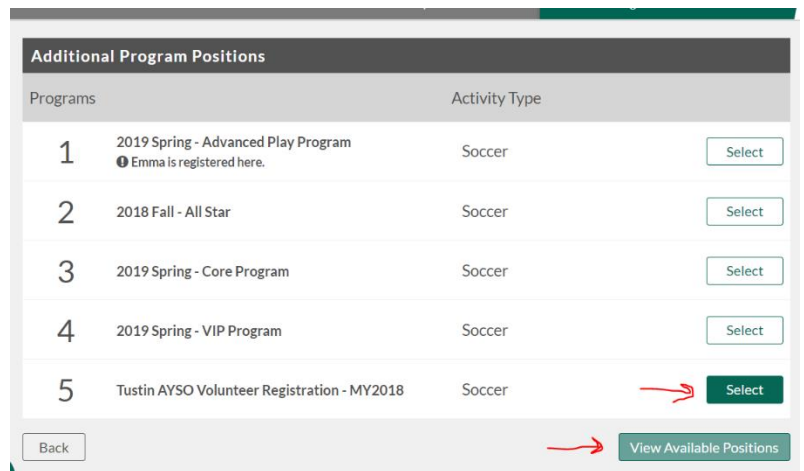
From the top right of the page select “Find Volunteer Roles”



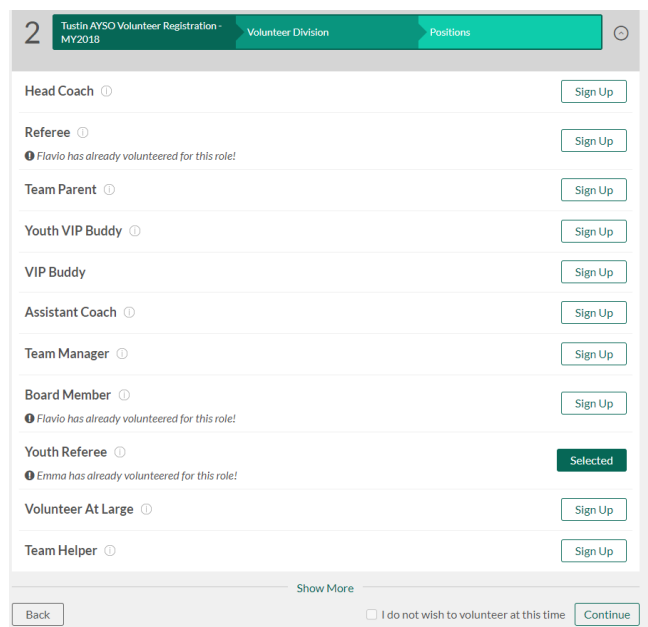
This will open the available positions – Select “Show More” from the bottom of the screen to select the correct Program “Tustin AYSO Volunteer Registration MY2018”



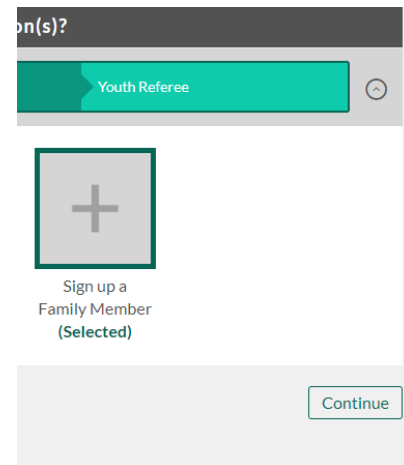
From the additional program positions select “Tustin AYSO Volunteer Registration MY2018” and then select the “View Available Positions” button



Select “Youth Referee” then select “Continue”



Select "Sign up a Family Member" and select "Continue"



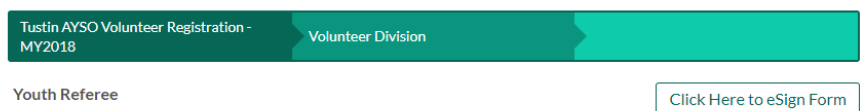
You will not enter the information for the account. Fill all of the required field.

For "Relationship to Participants" Select "Myself"

Complete filling the required fields, and submit the form.

A screenshot of a registration form titled "Position Information needed". It includes a photo upload icon with the text "Please click the image to the left to upload your photo." Below this are several input fields: "New or Returning Volunteer?" (dropdown menu with "New" selected), "Legal First Name*" (text field with "First" entered), "Middle Name" (empty text field), "Nickname" (empty text field with "30 Characters Remaining" below it), "Legal Last Name*" (text field with "Last" entered), "Suffix" (dropdown menu with "Select Suffix" selected), "Relationship to Participants*" (dropdown menu with "Myself" selected), "Birth Date*" (three dropdown menus for "Month", "Day", and "Year"), "Gender*" (dropdown menu with "Select Gender" selected), and "Age*" (dropdown menu with "Select" selected).

You will then e-sign the volunteer form



When signing the form, make sure to check the “I agree to use an electronic signature”

“I represent and warrant that I am the parent or legal guardian....” Sign at the bottom signature line

Scroll down, to the bottom of the form, select “Continue to review”

Review the form, scroll to the bottom of the page and then select “Submit signed volunteer application”

If yes, describe each conviction in full, indicating date of crime and city, county and state where e
Au

EMERGENCY AUTHORIZATION: I, hereby authorize each of the coaches, team parents, or other consent to medical, surgical or dental examination and/or treatment.

I HAVE READ THE EMERGENCY AUTHORIZATION AND ALL AGREEMENTS SET FORTH IN THESE TERMS. I SIGN THIS FORM FOR MYSELF AND, IF PARENT, ON BEHALF OF MY CHILD IN A TIMELY MANNER IF ANYTHING ON THIS FORM CHANGES.

I agree to use an electronic signature ([read more](#))

I am an adult of the age of majority in my state. I agree the terms and conditions hereof apply to this application.

Volunteer Signature

I represent and warrant that I am the parent or legal guardian of the Player named on this application and I am able to participate in the Events. I agree the terms and conditions hereof apply to this application.

Parent/Guardian Signature

soccer photographs and audio visual recordings of me consistent with the AYSO Privacy Policy set

forth as available at <http://www.ayso.org>, as may be amended from time to time, and all decisions are made without cause.

(Return to the top of this form.)


PLEASE READ AND UNDERSTAND THE FOLLOWING:

The AYSO Insurance Plan are set forth in a pamphlet available from the Safety Director of my region or on-line at [www.ayso.org](#).

soccer photographs and audio visual recordings of me consistent with the AYSO Privacy Policy set forth as available at <http://www.ayso.org>, as may be amended from time to time, and all decisions are made with or without cause.

(Return to the top of this form.)

An email is sent to email address you entered for the youth volunteer. The youth volunteer must then click to accept the invitation. They will set up their login for their BSB account.



TUSTIN
96
AYSO

Region 96

Invitation to join account!

Hey, Mark!

Flavio Salgueiro created an account on the Region 96 website and invited you to join it! By accepting this invitation you'll be asked to create a new username and password. You'll then have access to manage your joint account and participants as well as sign up as a team staff member or club volunteer.

Please Note:
In order to accept a volunteer position, you will be required to create an account.

[Accept Invite](#)

If you have any questions or concerns please feel free to reach out to our support ninjas at support@bluesombrero.com.

Thanks!

The Blue Sombrero Team

Enter a Username that they will use to login to (BSB)

www.tustinayso.org and password.

This will also be used when they log in to www.AYSOU.org

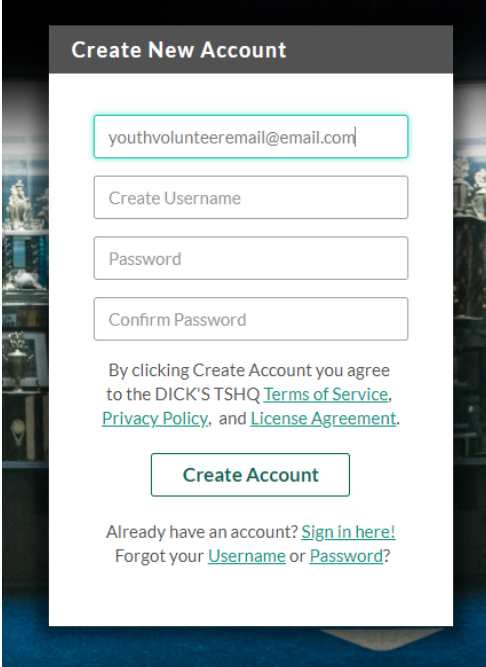
Select “Create Account”

The account will then be created.

The account profile update screen is displayed. Update all the required fields. If prompted select “Other” for relationship to participant.

Select continue and accept the volunteer position.


The BSB account and volunteer registration is now completed.

A screenshot of a web form titled "Create New Account". The form is white with a dark header. It contains four input fields: "Email" (with the text "youthvolunteeremail@email.com"), "Create Username", "Password", and "Confirm Password". Below the fields is a paragraph of text: "By clicking Create Account you agree to the DICK'S TSHQ [Terms of Service](#), [Privacy Policy](#), and [License Agreement](#)." Below this text is a "Create Account" button. At the bottom of the form, there are two links: "Already have an account? [Sign in here!](#)" and "Forgot your [Username](#) or [Password](#)?".

The youth volunteer can now log in to AYSOU.org to enroll in the required training. Use the same username and password that was created for (BSB)

www.tustinayso.org .

Log in to www.AYSOU.org use the same username and password you created for BSB

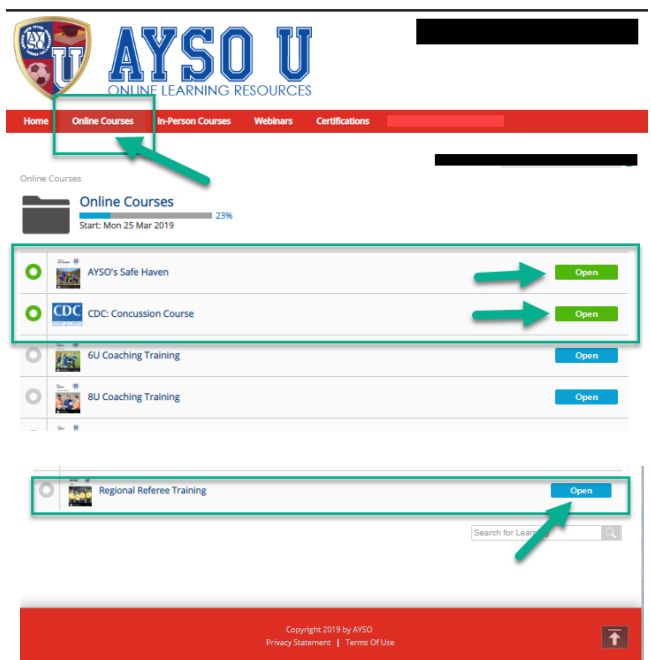


From the home page select “Online Courses”

Open and Complete the

- Regional Referee Training
- AYSO Safe Haven
- CDC Concussion

The AYSO Safe Haven and CDC Concussion can be completed after taking the In-Person Online Refree Companion class. Complete the Regional Referee Training first if possible.

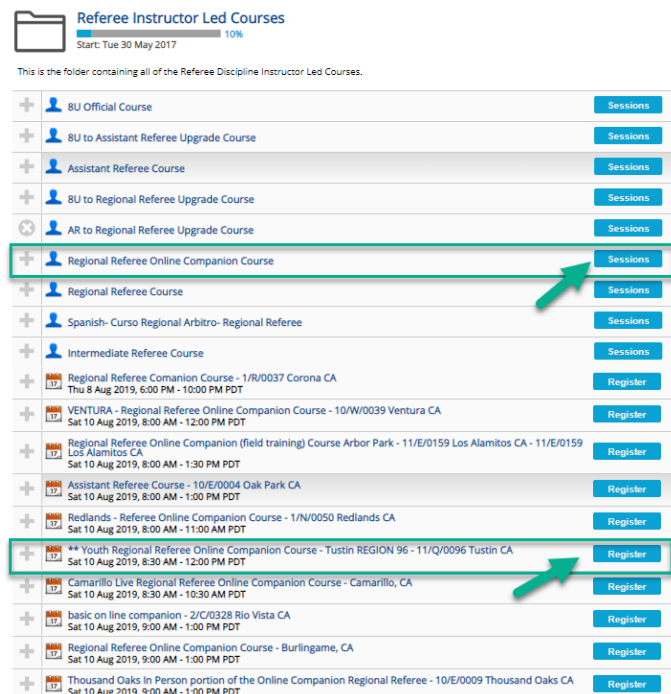
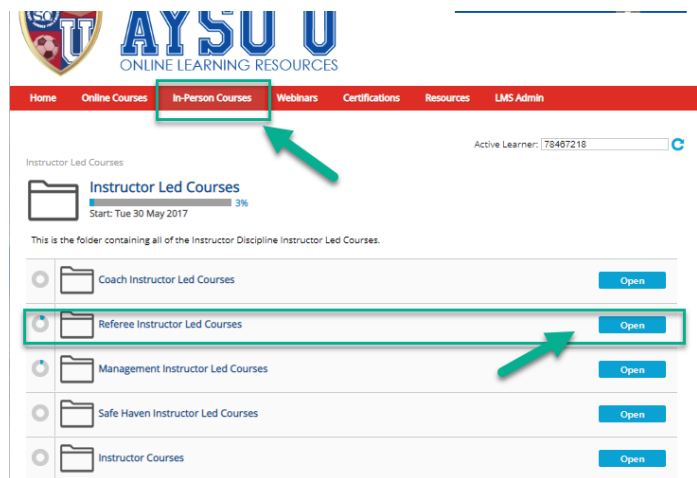


Once you complete the courses, save your completion certificates to your computer and send a copy or screen shot to rra@tustinayso.org

Register for the In-Person Online Companion Course
Select the Open button on “Referee Instructor Led Courses”

Select the Sessions button on the “Regional Referee Online Companion Course”

Look for the next session being held in Tustin Region 96. You can expand the details by clicking on the course. Register for the course by selecting “Register”



Your your volunteer is now In-Person class course.

Complete the live course and you are done 😊

You will be a certified referee. Once the instructor completes submits the course completion, your Certification will show up on your (BSB) www.tustinayso.org account.