

AYSO Player ID Cards

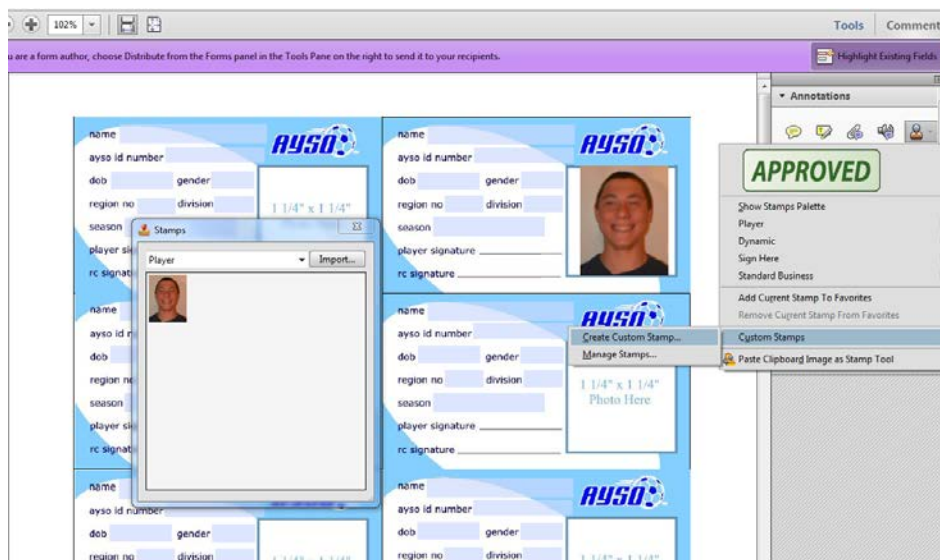
Instructions

This is a customizable PDF. If you have trouble working in this program, we recommend you use the **Word Format document**, which allows you to also input data and photos

1. Go to **Page 2** and fill out fields for your players. **TIP:** You can use TAB key to move from field to field within each individual card
2. Do a **SAVE AS** and rename this file for the first 10 players.
3. Print **Page 2** (front with info) and **Page 3** (back with AYSO logo), and glue together. Or print on both sides
4. Repeat #2-4 for additional players and print
5. Affix player photos to sheet manually, or you can create "Stamps" of your players and import them into your PDF (See instructions below)
6. Get Regional Commissioner's signature for each player
7. Player signature is optional
8. Cut out and laminate (you can buy plastic sheets at an office supply or take to Fed Ex Kinkos)

To Create Stamps and import photos into the PDF

1. In **Acrobat Pro**, you can create custom stamps from a number of different formats, including (but not limited to) JPEG and PDFs (also Photoshop PSD and Bitmap, etc). In **Adobe Reader**, **create Custom stamp allows only PDF format.**
2. Choose Comment > Annotations > Stamps > Create Custom Stamps.
3. Click Import, and select the file.
4. Note: If a PDF file that has more than one page, scroll to the page you want, and then click OK.
5. Choose a category from the menu or type a new category name, name the custom stamp, and click OK.



name _____

ayso id number _____

dob _____ gender _____

region no _____ division _____

season _____

player signature _____

rc signature _____

AYSO 

1 1/4" x 1 1/4"
Photo Here

name _____

ayso id number _____

dob _____ gender _____

region no _____ division _____

season _____

player signature _____

rc signature _____

AYSO 



name _____

ayso id number _____

dob _____ gender _____

region no _____ division _____

season _____

player signature _____

rc signature _____

AYSO 

1 1/4" x 1 1/4"
Photo Here

name _____

ayso id number _____

dob _____ gender _____

region no _____ division _____

season _____

player signature _____

rc signature _____

AYSO 

1 1/4" x 1 1/4"
Photo Here

name _____

ayso id number _____

dob _____ gender _____

region no _____ division _____

season _____

player signature _____

rc signature _____

AYSO 

1 1/4" x 1 1/4"
Photo Here

name _____

ayso id number _____

dob _____ gender _____

region no _____ division _____

season _____

player signature _____

rc signature _____

AYSO 

1 1/4" x 1 1/4"
Photo Here

name _____

ayso id number _____


dob _____ gender _____

region no _____ division _____

season _____

player signature _____

rc signature _____

AYSO 

1 1/4" x 1 1/4"
Photo Here

name _____

ayso id number _____


dob _____ gender _____

region no _____ division _____

season _____

player signature _____

rc signature _____

AYSO 

1 1/4" x 1 1/4"
Photo Here

name _____

ayso id number _____

dob _____ gender _____

region no _____ division _____

season _____

player signature _____

rc signature _____

AYSO 

1 1/4" x 1 1/4"
Photo Here

name _____

ayso id number _____

dob _____ gender _____

region no _____ division _____

season _____

player signature _____

rc signature _____

AYSO 

1 1/4" x 1 1/4"
Photo Here

