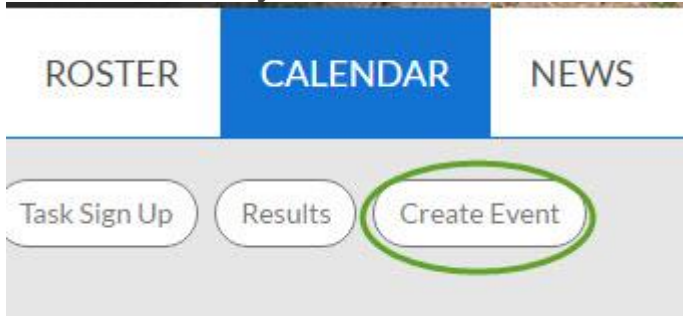
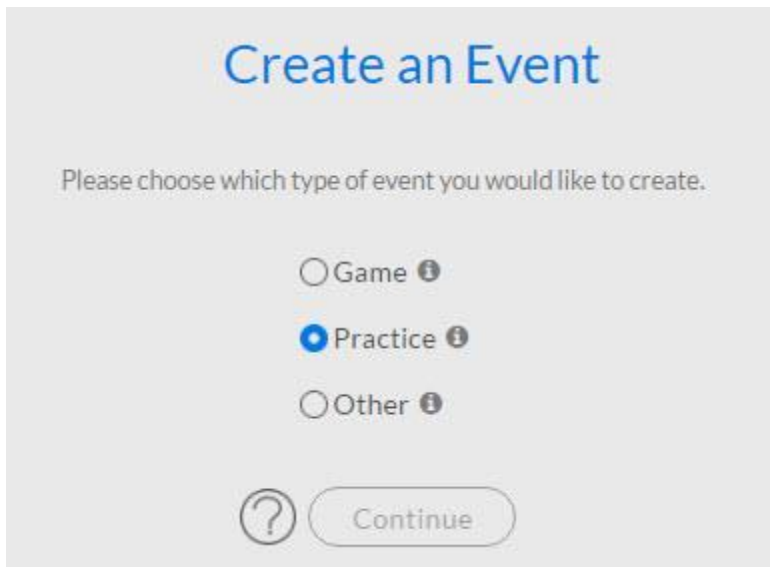


# Creating Team Events as Volunteer - Practices

To create a practice, navigate to your team page and click **Calendar**. Once there, you will click **Create Event**.



Click on **Practice** and then **Continue**.

A screenshot of a web form titled 'Create an Event'. The title is in blue. Below the title, there is a prompt: 'Please choose which type of event you would like to create.' There are three radio button options: 'Game', 'Practice', and 'Other'. The 'Practice' option is selected, indicated by a blue dot. Each option has a small information icon (i) to its right. At the bottom of the form, there is a question mark icon in a circle and a 'Continue' button.

You will be able to choose the **Location** of the practice as well as the **Date** and **Time**.

This allows for the system to search for conflicts on a certain field and let you know if there is already an event taking place.

BullDogs VS. Practice

Location Name \*

[Field Availability](#)

Piedmont Park ▼

Note: If you do not see your location or field listed, please contact your organization's administrator.

Field Name: \*

Field 1 ▼

Location Address:


14th Street

atlanta

GA ▼

30307

Date \*

7/19/2016 

Time \*

8:00 AM 

Repeat Event

Duration \*

Hours ▼

Minutes ▼

Description

Notify

All Allocated Volunteers 

Team(s) associated accounts and participants 