



How to create an account and register as a Volunteer

1. Go to your Region's Blue Sombrero portal. You can find it with our Region locator at the following link: http://www.ayso.org/Region_Locator.htm#.WQtiMNIrKUK

2. Click on **“Register Now”** in the top right hand corner of the site.



3. Complete the **“Create New Account”** section on the Login screen. Then click **“Create Account”**.

Create New Account

You are not considered registered until you submit your order at checkout!

First Name

Last Name

Email Address

Create Username

Password

Confirm Password

Create Account!

Already have an account? [Sign in here!](#)
Forgot your [Username](#) or [Password](#)?



4. Primary Parent/Guardian Information

Primary Parent/Guardian Information



Mariah Carey

Email: mariasalinas@ayso.org

Username: mariasalinas@ayso.org

Gender* FEMALE

First Name* Mariah

Last Name* Carey

On this step you will enter your information and then click on

Continue ▶

5. Which best describes you?

After you complete step 4, this pop up will appear.

Which best describes you?



I am a parent or guardian registering a participant

Select this option if you are registering a participant in an activity. You'll also have the option to volunteer or sign up as a team coach or other personnel here.



I am a team coach or other team personnel

Select this option if you want to skip registering a participant and only sign up to coach or volunteer.



I am registering myself in an activity

Select this option if you are registering yourself as a participant in an activity.

Select **option 2**, if you want to skip registering a participant and only sign-up to volunteer.



6. Select Program(s) to View Volunteer Roles

Programs	Activity Type	
1 2017 Fall Soccer - Region 107 Test	Soccer	+ SELECT
2 2017 Spring Core	Soccer	+ SELECT

<< Back View Roles >

Find the program, click on

It will now say then click on

7. Complete the Volunteer Selection Page

The following positions are available

1 2017 Spring Core Playground Soccer (3)

Concessions SIGN UP

Look for the age group and the volunteer position you are interested in then click on

It will now say then click on at the bottom of the screen.


**NOTE: DO NOT SELECT MORE THAN ONE VOLUNTEER POSITION AT THIS TIME.
Additional volunteer roles can be added after registration is complete.**




8. Select the name of the volunteer and click “Continue.”

Who would you like to select for the following position(s)?

1 Concessions > 2017 Spring Core > Schoolyard (4)

 Mariah Carey


 Invite New Account User

<< Back Continue >

9. Additional Position Information

Additional Position Information

1 Concessions > 2017 Spring Core > Schoolyard (4)

 Upload Photo

Mariah Carey

Email Address: mariasalinas@ayso.org

Fill in all the fields with a red asterisk.

Make sure to accept the waiver at the bottom of the page then click on

Accept Waiver?*

Yes

Continue >




10. Volunteer E-Signature

Select the  button, then .

11. Review Application and E-Sign

- Click on the box next to the words "I agree to use an electronic signature."
- Click on the radio button next to the words "I am an adult of the age of majority in my state"
- Type your name in the yellow box for "Volunteer Signature."
- Click on "**Continue to Review.**"

I HAVE READ THE EMERGENCY AUTHORIZATION AND ALL AGREEMENTS SET FORTH HEREIN, AND I FULLY UNDERSTAND THE TERMS OF EACH AND THAT I AM SIGNING THIS FORM AND AGREEING TO THESE TERMS. I SIGN THIS FORM FOR MYSELF AND, IF PARENT, ON BEHALF OF PLAYER AND MEMBERS OF PLAYER'S FAMILY, WITHOUT INDUCEMENT. I ALSO AGREE TO INFORM AYSO IN A TIMELY MANNER IF ANYTHING ON THIS FORM CHANGES.

On the last screen, if all the information on the volunteer form is correct, then click on  at the bottom of the application.

If you do need further assistance please call the Blue Sombrero Support Center at [866-258-3303](tel:866-258-3303). Or you can also send an email support@bluesombrero.com.