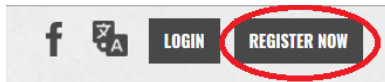




How to Create an Account and Register as a Volunteer

1. Go to 5citiesayso.com
2. Click on **Register Now**



3. Complete the **Create New Account** section on the login screen. Then click create account

Create New Account

By clicking Create Account you agree to the DICK'S TSHQ [Terms of Service](#), [Privacy Policy](#), and [License Agreement](#)

Create Account!

Already have an account? [Sign In Here!](#)
Forgot your [Username](#) or [Password](#)?

4. Primary Parent/Guardian Information

Primary Parent/Guardian Information

Upload Photo

Mariah Carey
Email: mariasalinas@ayso.org
Username: mariasalinas@ayso.org

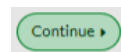
Gender* FEMALE

First Name* Mariah

Last Name* Carey

On this step you will enter your information and then click on **Continue >**

On this step you will enter your information and then click on



5. Which best describes you?

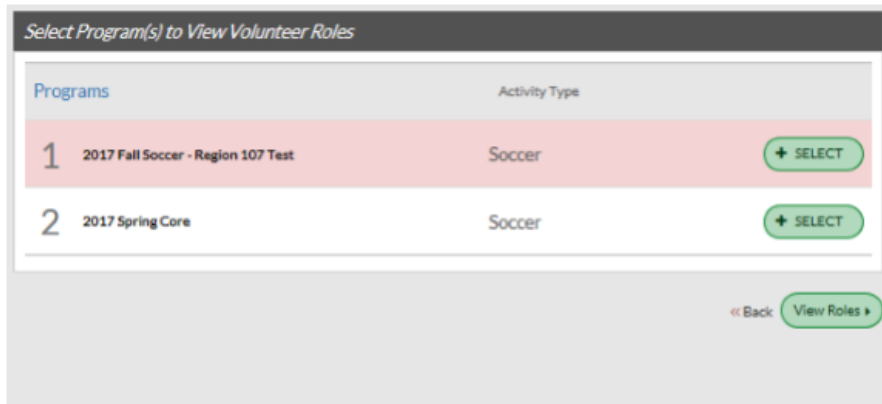
After you complete step 4, this pop up will appear.



Select **option 2**, if you want to skip registering a participant and only sign-up to volunteer.

Select option 2, if you want to skip registering a participant and only sign-up to volunteer.

6. Select Program(s) to View Volunteer Roles



Find the program, click on **+ SELECT**.

It will now say **✓ SELECTED** then click on **View Roles ▶**

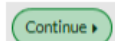
7. Complete the Volunteer Selection Page



Look for the age group and the volunteer position you are interested in then click on



It will now say **✓SELECTED** then click on **Continue >** at the bottom of the screen.



**NOTE: DO NOT SELECT MORE THAN ONE VOLUNTEER POSITION AT THIS TIME.
Additional volunteer roles can be added after registration is complete.**

8. Select the name of the volunteer and click “Continue.”



9. Additional Position Information

The screenshot shows a web form titled "Additional Position Information". At the top, there is a progress bar with three steps: "1 Concessions" (highlighted in red), "2017 Spring Core", and "Schoolyard (4)". Below the progress bar, there is a circular icon with a cloud and an upload arrow, labeled "Upload Photo". To the right of the icon, the name "Mariah Carey" and the email address "Email Address: mariasalinass@ayso.org" are displayed.

Fill in all the fields with a red asterisk.

Make sure to accept the waiver at the bottom of the page. Accept Waiver? Yes
then click on [Continue >](#)

10. Volunteer E-Signature

The screenshot shows a web form titled "Volunteer E-signature for Mariah Carey". At the top, there is a progress bar with three steps: "2017 Spring Core", "Schoolyard (4)", and "Concessions" (highlighted in red). Below the progress bar, the word "Concessions" is displayed. To the right of "Concessions", there is a green button labeled "Click Here to eSign Form". At the bottom of the form, there are two buttons: "« Back" and "Continue >".

Select the [Click Here to eSign Form](#) button, then [Continue >](#)

11. Review Application and E-Sign

- Click on the box next to the words "I agree to use an electronic signature."
- Click on the radio button next to the words "I am an adult of the age of majority in my state"
- Type your name in the yellow box for "Volunteer Signature."
- Click on "Continue to Review."

I HAVE READ THE EMERGENCY AUTHORIZATION AND ALL AGREEMENTS SET FORTH HEREIN, AND I FULLY UNDERSTAND THE TERMS OF EACH AND THAT I AM SIGNING THIS FORM AND AGREEING TO THESE TERMS. I SIGN THIS FORM FOR MYSELF AND, IF PARENT, ON BEHALF OF PLAYER AND MEMBERS OF PLAYER'S FAMILY, WITHOUT INDUCEMENT. I ALSO AGREE TO INFORM AS SO IN A TIMELY MANNER IF ANYTHING ON THIS FORM CHANGES.

I agree to use an electronic signature [\(read more\)](#)

I am an adult of the age of majority in my state. I agree the terms and conditions hereof shall apply to all of my participation in the Events, regardless of the year or by a new player application.

Volunteer Signature Date _____

On the last screen, if all the information on the volunteer form is correct, then click on **Submit signed volunteer application** at the bottom of the application.

12. Verified Volunteer – Background Check Consent Form

Background Check Consent Form for Test9695 Test9695

Volunteer Registration > Volunteer Registration > Board Member

You, as a consumer, have a number of rights when it comes to your personal information and your background check report. American Youth Soccer Organization is required by law to provide you with information regarding those rights and to gain your consent for a background check before allowing you to continue with your order. Please review and sign, by checking the boxes, to indicate your consent to begin the background check process and to acknowledge your rights under the Federal and applicable State Fair Credit Reporting Act(s).

Consent to Use of Electronic Records and Signatures

You have the opportunity to complete and sign documents, as well as receive notices and other documents related to your volunteer application and background check, in electronic rather than paper form. To agree to these uses of electronic documents and signatures, and to sign this document with the same effect as physically signing your name, click the "Sign" button at the bottom of this page after reviewing the information below.

In order to sign, complete and receive documents electronically you will need the following:

- a. A personal e-mail address;

I acknowledge receipt of the preceding Consumer Financial Protection Bureau's "A SUMMARY OF YOUR RIGHTS UNDER THE FAIR CREDIT REPORTING ACT."

I have read the Disclosure Regarding the Volunteer/Non-Paid Position Background Report provided by Verified Volunteers and this Authorization to Obtain Volunteer/Non-Paid Position Background Report. By my signature below, I hereby consent to the preparation by Verified Volunteers, a consumer reporting agency located at 113 South College Avenue, Fort Collins, CO, 80524, (855) 326-1880 option 1, www.verifiedvolunteers.com, of background reports regarding me and the release of such reports to any organization I authorize and its designated representatives, to assist the organization in making a volunteer/non-paid position decision involving me at any time after receipt of this authorization and throughout my volunteerism/non-paid position, to the extent permitted by law. To this end, I hereby authorize, without reservation, any state or federal law enforcement agency or court, educational institution, motor vehicle record agency, credit bureau or other information service bureau or data repository, to furnish any and all information regarding me to Verified Volunteers and/or the organization itself, and authorize Verified Volunteers to provide such information to the organization. I agree that a facsimile("fax"), electronic or photographic copy of this Authorization shall be as valid as the original.

I understand that by typing my name where indicated below, I consent to the use of electronic records and signatures in the manner described above, and the electronic storage of such documents.

Your First Name
Test9695

Your Last Name
Test9995

Social Security Number
Full Social Security Number (9 digits, no dashes)

Please enter your full social security number (9 digits, no dashes) into our securely encrypted field for a background check.

<< Back Continue >>



If you do need further assistance please call the Blue Sombrero Support Center at 866-258-3303. Or you can also send an email support@bluesombrero.com.