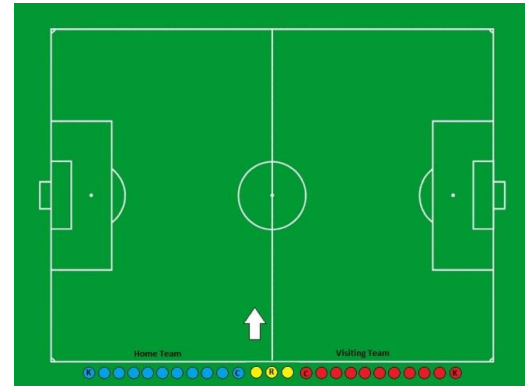


Championship Match – Procession

Set up

The referee stands on the touchline at the junction of the half-way line on the “home” side of the field. The assistant referees stand on either side of the referee (each on the side s/he will be running). All are facing the field.

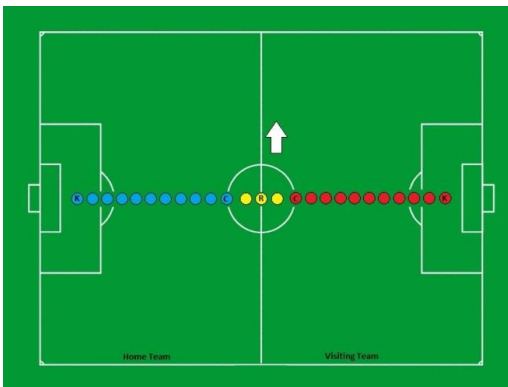
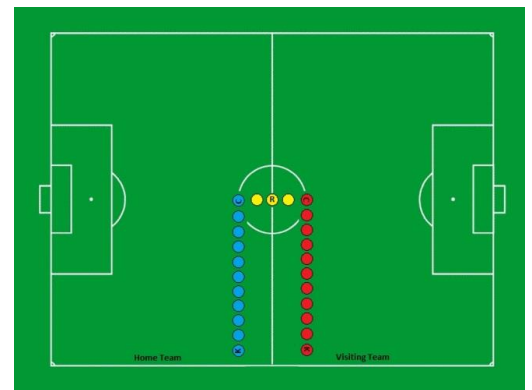
The visiting team stands to the right of the referees. The home team stands to the left of the referees. Captains are first in line. Goalkeepers are second.



Referees and Players Take the Field

The referee and assistant referees each carry a game ball to the center mark, followed by the players. When the referees arrive at the center mark, they place the game balls at their feet.

The captains walk toward the referees, and their teammates follow them in line. The captains stop next to the assistant referees, the goalkeepers are next, followed by their teammates.

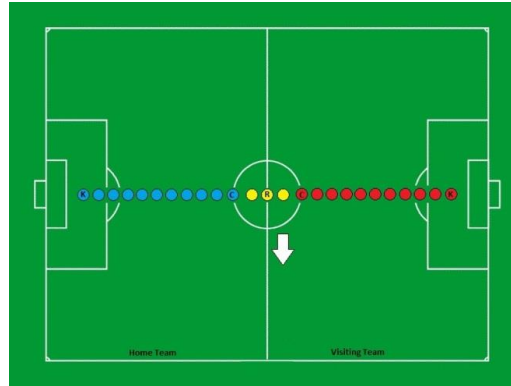
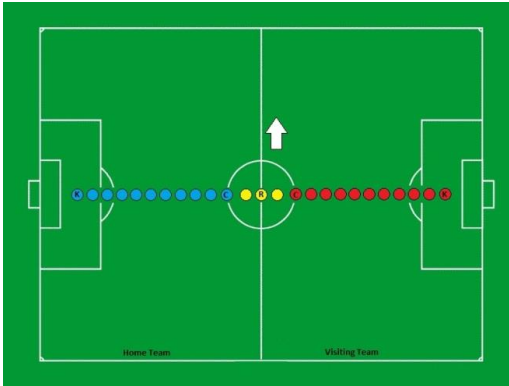


At the end of the procession, the referee, assistant referees, and both teams are in a line perpendicular to the halfway line. Facing the visiting spectators.

Thank the Spectators

The referees and players applaud the visiting team spectators. Spectators return applause and take pictures.

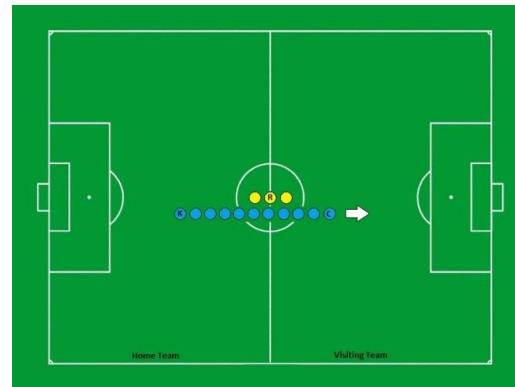
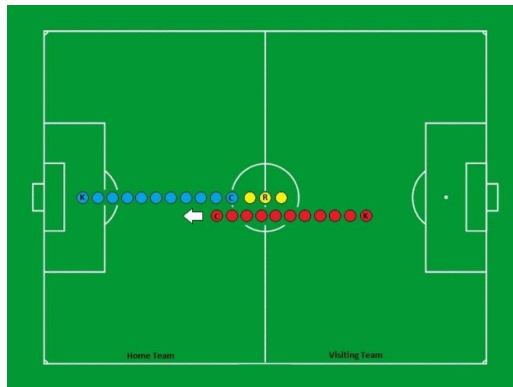
The referees and players turn to face the home spectators and applaud. Spectators return applause and take pictures.



Shake Hands

The visiting team proceeds, one by one, to shake hands with the referees and the opposing team players.

The home team proceeds, one by one, to shake hands with the referees.



Coin Toss

The captains return after all have shaken hands and the referee conducts the coin toss.

Check Nets

The referees shake hands and the assistants sprint to the goal on their side of the field, place the spare game balls, check the nets and then take their positions on the touchline for the start of the match.