

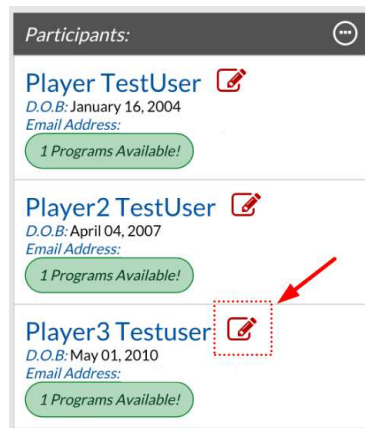
Birth Certificates are required for all new Players, prior players can be verified from Prior Registration.

Birth certificates can be uploaded to the site during registration when you add a Participant, or can be added later. To add one later, you can take a picture of the Birth Certificate, login to your account on a computer or from your phone.

First, take a picture of the Birth Certificate and if working on a Computer copy the file to the computer, otherwise login to the mobile site using your smartphone.



Login to your account and go to My Account



Which should show you a list of Participants, click the Edit Icon to edit the player info.

Gender*
Female ▼

First Name*
Player3

M.I.
[Empty field]

Last Name*
Testuser

Suffix
[Empty field]

Date of Birth*
May ▼ 1 ▼ 2010 ▼

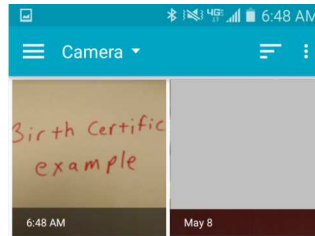
Upload Birth Certificate [Red dashed box and arrow]

First Address

Click Upload Birth Certificate





Click Choose File, pick the file on your phone, then choose Upload



Last Name*

Suffix

Date of Birth*

 635984597554612514_20160510_064800.jpg


Once File is loaded, it will look like this

State*

Zip Code*

Don't forget to scroll to the bottom and hit Update.

Program information needed

Emergency Contact First Name

Emergency Contact Last Name

Emergency Contact Phone number

Now a Board Member will Login and verify the Birth Certificate, once a player has been verified, their D.O.B. can't be changed, and the Birth Certificate will be automatically deleted.