

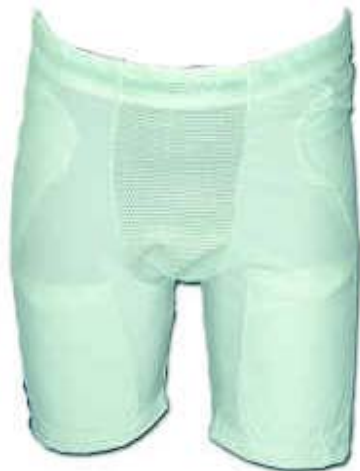
# Canton Lions Football Club Equipment Information



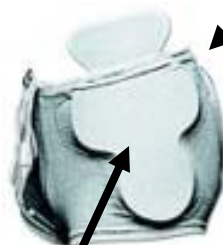
Items with an asterisk \* are provided by the Canton Lions

# Canton Lions Football Club Equipment Information

## Pad location & placement for girdle and pants



Football Girdle  
Pads Required:  
Hip & Tail Bone



The Tail Bone pad fits into the pocket in the back of the girdle

Hip pads are to be placed in the side pockets of the girdle in this position



Football Pants  
Pads Required:  
Knee & Thigh



Hip & Tail Bone Pads



Thigh Pads



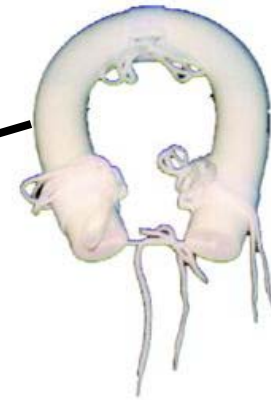
Knee Pads

Both these pads fit into the pockets in the football pants



# Canton Lions Football Club Equipment Information

## Shoulder Pad & Neck Roll placement



Typical Neck Roll Example

Laces must be tightly secured to the shoulder pad



Laces need to be pulled tight and secured

Straps go under arms and should be snug

Typical Shoulder Pad Example

A shirt should be worn underneath the shoulder pad



**Any questions regarding football equipment should be directed to a coach or the equipment director**